

Bayline

RASHID YACHTS & MARINA

FLOOR PLAN

EMAAR

Bayline

RASHID YACHTS & MARINA

1 BEDROOM-A

UNITS

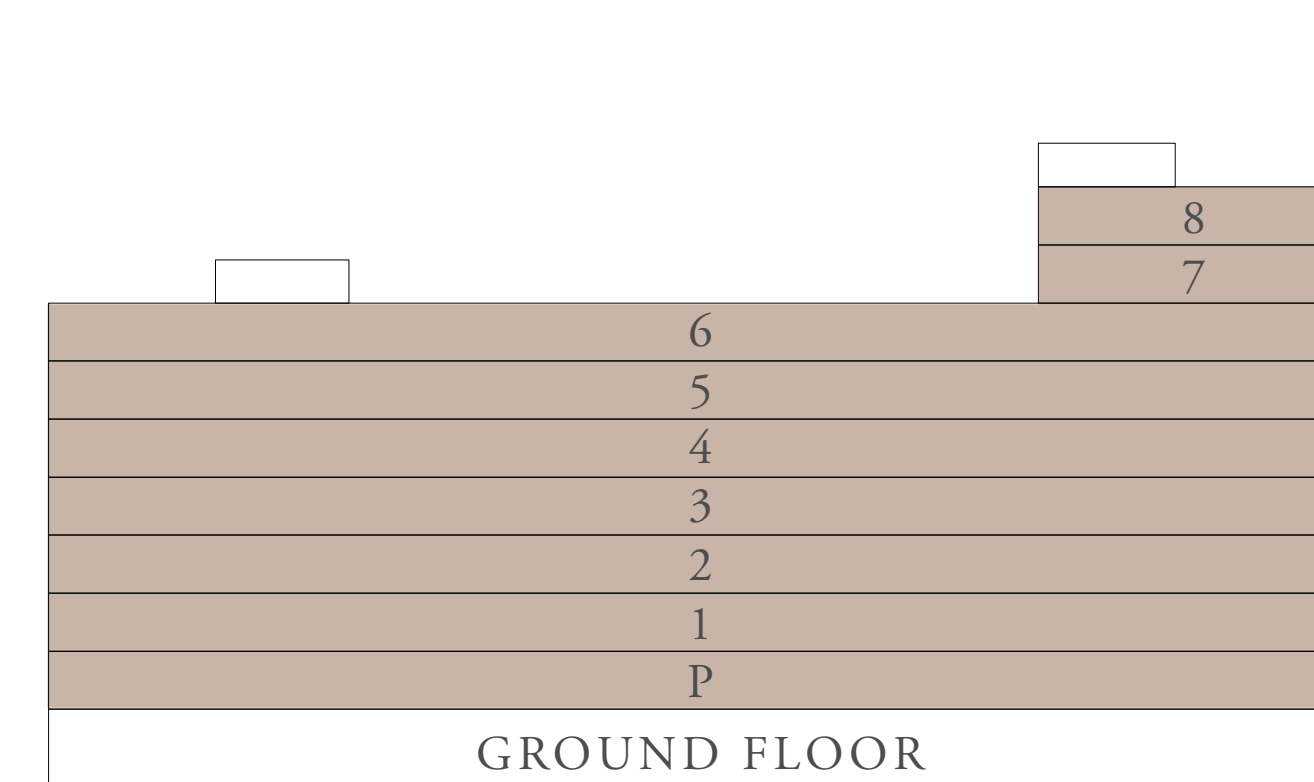
P02, P05, P07, P09, 106, 109, 111, 113, 202, 206, 209,
211, 213, 302, 306, 309, 311, 313, 402, 406, 409, 411, 413,
502, 506, 509, 511, 513, 602, 606, 609, 611, 613, 702, 802

SUITE AREA	68.20 SQ.M.	734.10 SQ.FT.
BALCONY AREA	7.45 SQ.M.	80.19 SQ.FT.
TOTAL AREA	75.65 SQ.M.	814.29 SQ.FT.

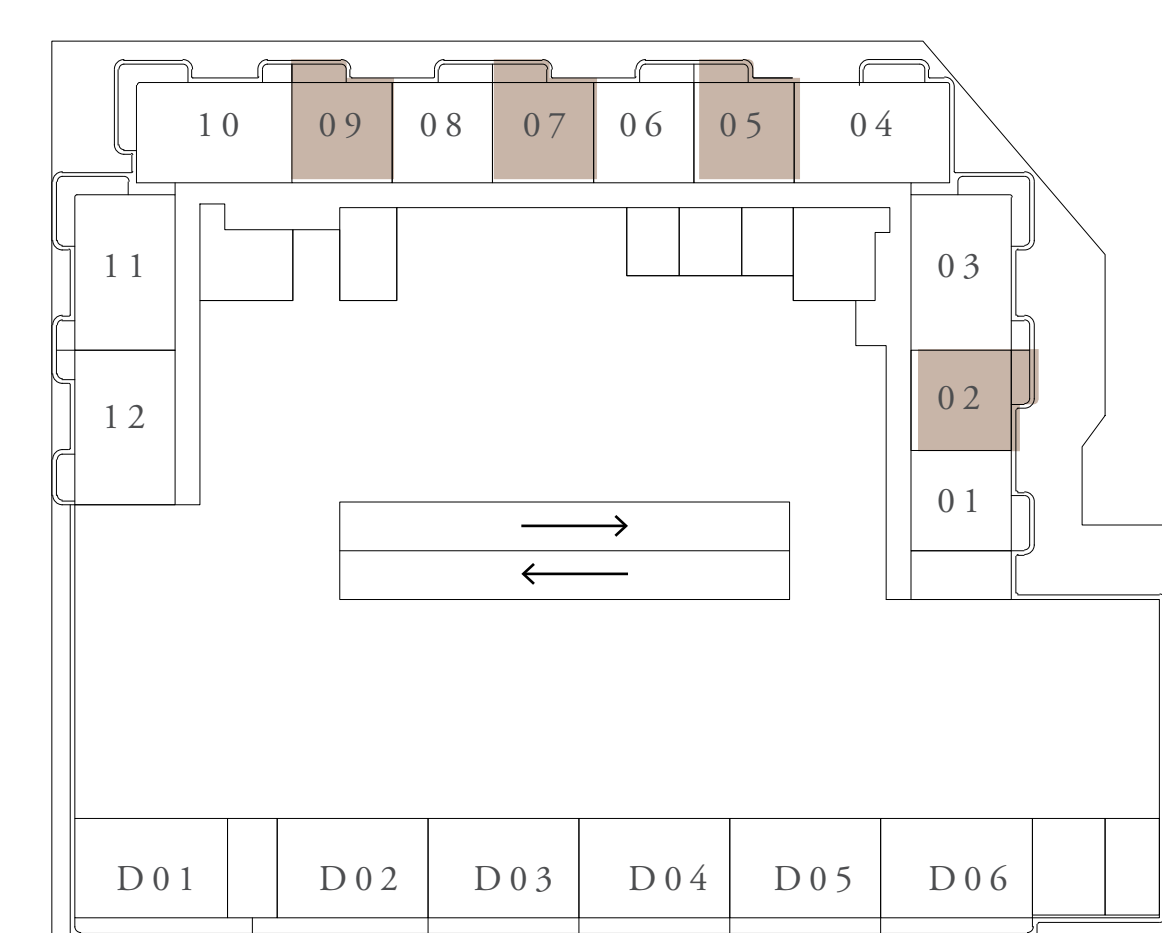
UNITS		
706, 806		
SUITE AREA	68.22 SQ.M.	734.31 SQ.FT.
BALCONY AREA	7.45 SQ.M.	80.19 SQ.FT.
TOTAL AREA	75.67 SQ.M.	814.51 SQ.FT.



KEY SECTION



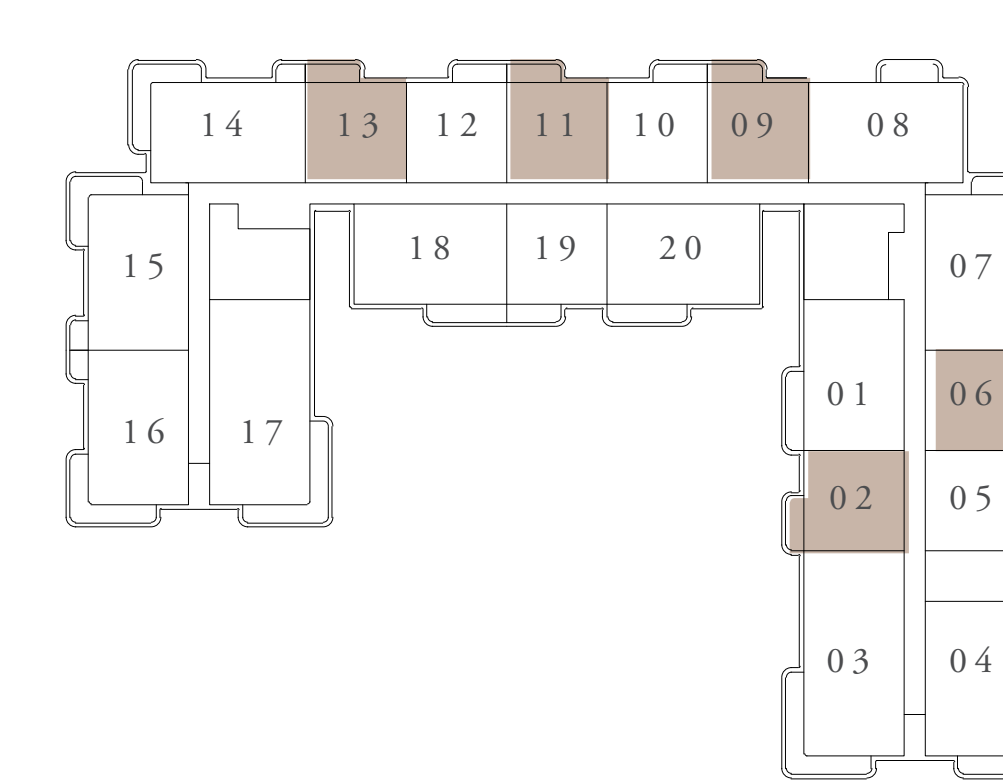
KEY PLAN



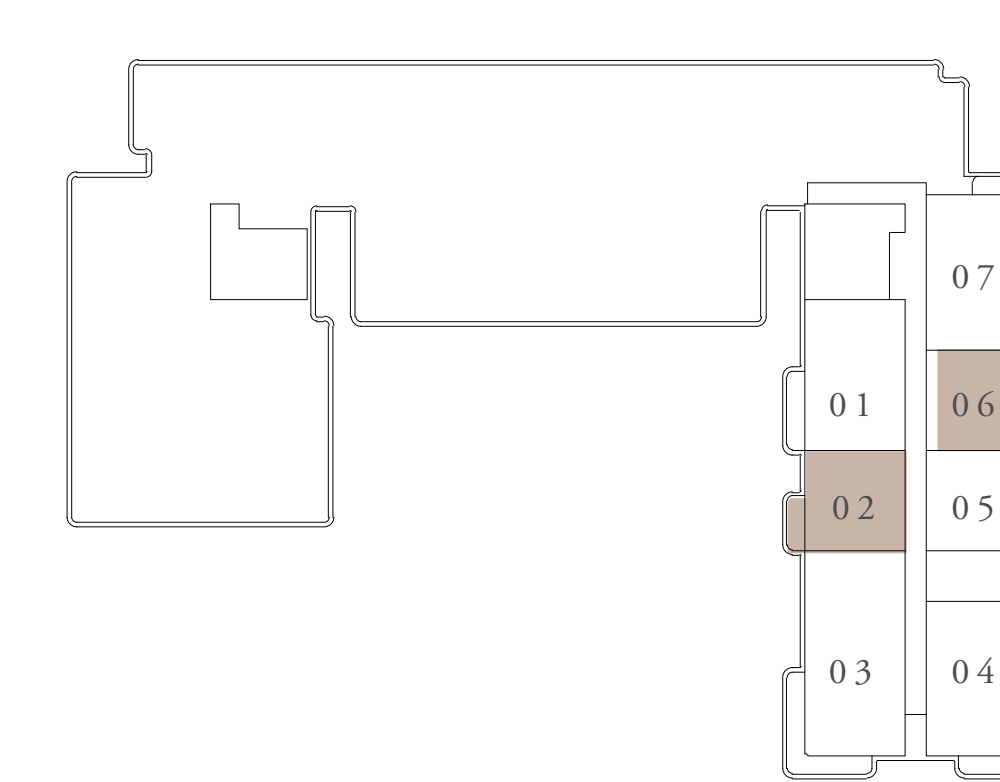
PODIUM



LEVEL 1



LEVEL 2ND TO 6TH



LEVEL 7TH TO 8TH



FLOOR PLAN 1. All dimensions are in imperial and metric, and measured from finish to finish excluding construction tolerances. 2. All materials, dimensions, and drawings are approximate only. 3. Information is subject to change without notice, at developer's absolute discretion. 4. Actual area may vary from the stated area. 5. Drawings not to scale. 6. All images used are for illustrative purposes only and do not represent the actual size, features, specifications, fittings, and furnishings. 7. The developer reserves the right to make revisions / alterations, at its absolute discretion, without any liability whatsoever.

Bayline

RASHID YACHTS & MARINA

1 BEDROOM-A

MIRRORED

UNITS

P06, P08, 110, 112, 210, 212, 310,
312, 410, 412, 510, 512, 610, 612,

SUITE AREA	68.20 SQ.M.	734.10 SQ.FT.
BALCONY AREA	7.45 SQ.M.	80.19 SQ.FT.
TOTAL AREA	75.65 SQ.M.	814.29 SQ.FT.

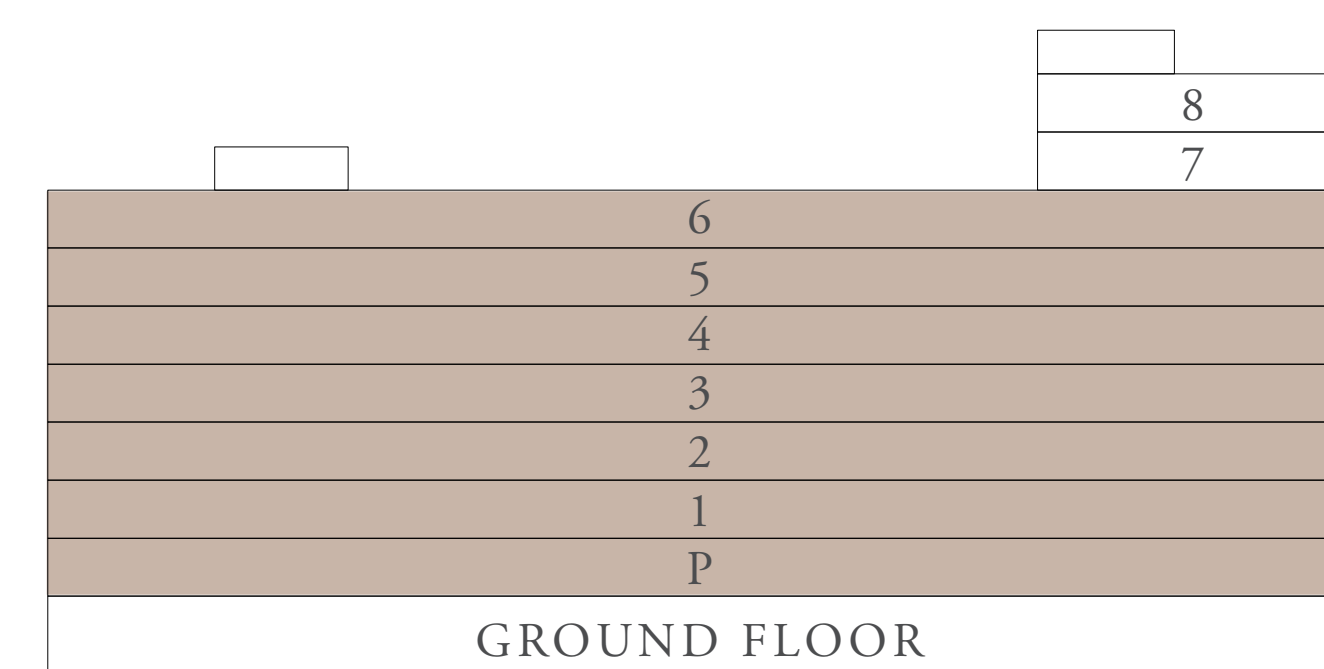
UNITS

219, 319, 419, 519, 619

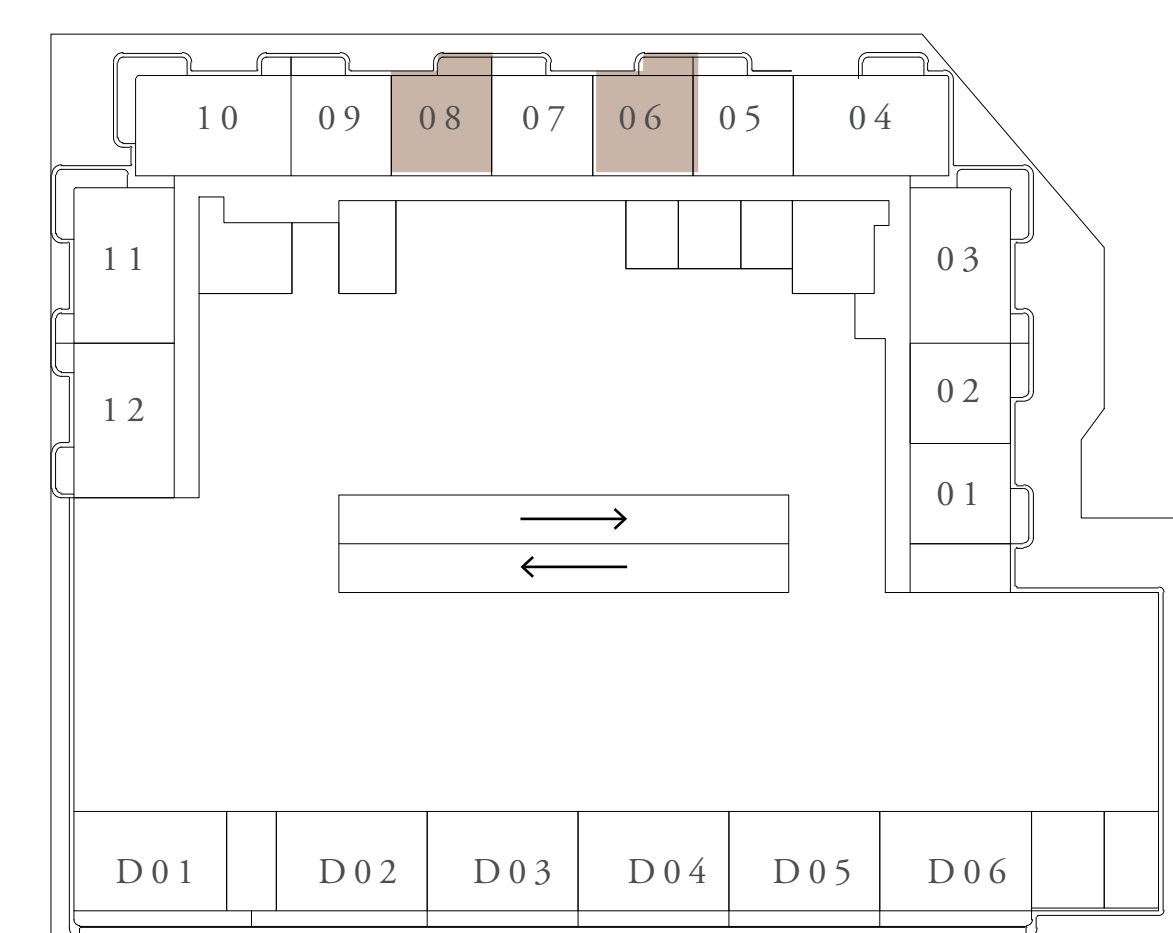
SUITE AREA	68.28 SQ.M.	734.96 SQ.FT.
BALCONY AREA	7.43 SQ.M.	79.98 SQ.FT.
TOTAL AREA	75.71 SQ.M.	814.94 SQ.FT.



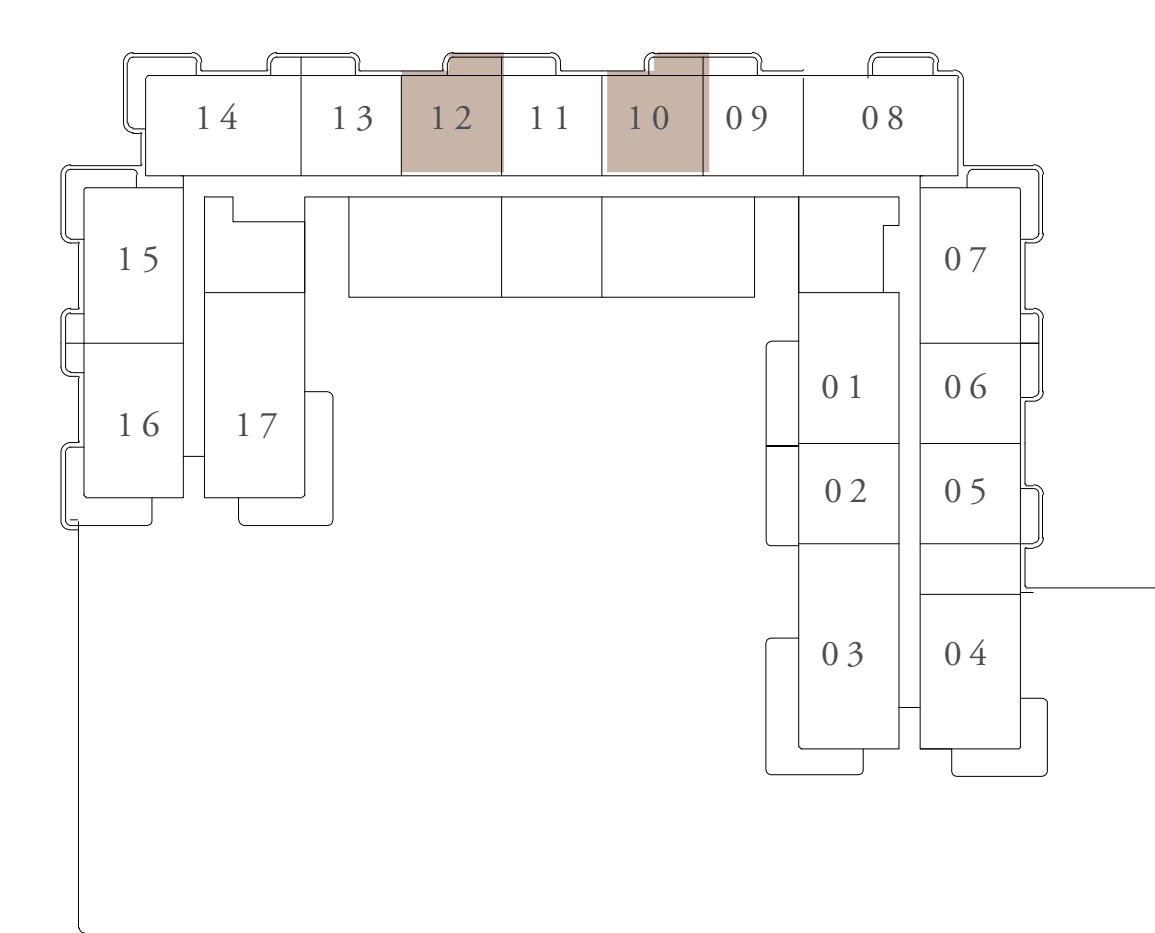
KEY SECTION



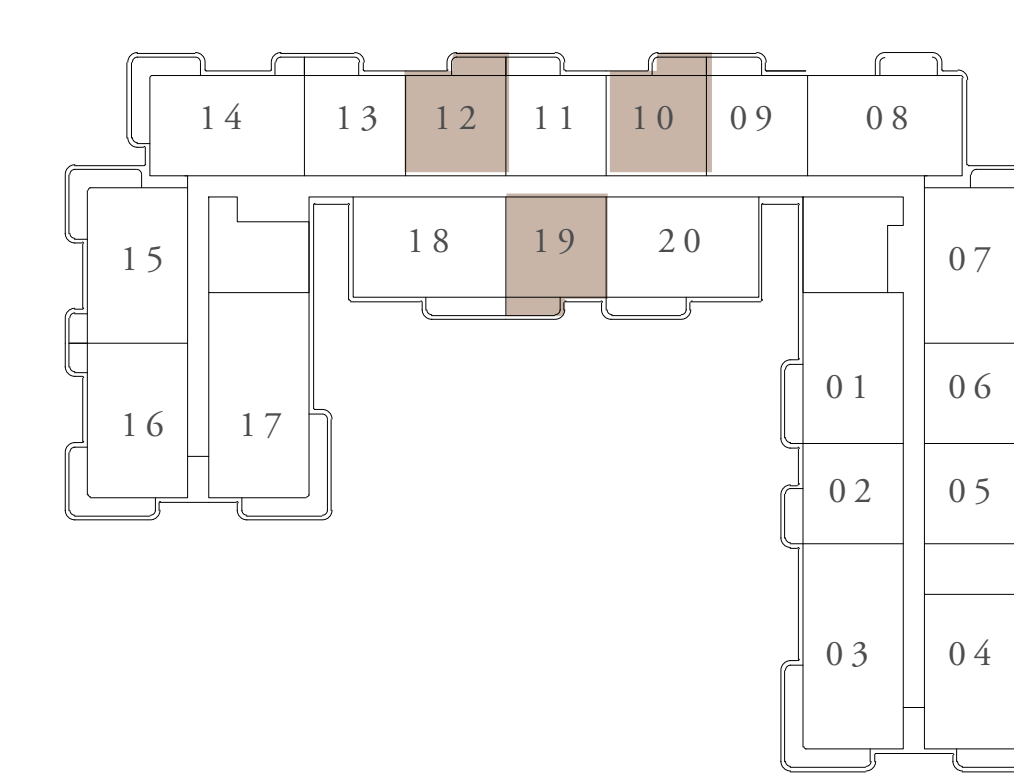
KEY PLAN



PODIUM



LEVEL 1



LEVEL 2ND TO 6TH



FLOOR PLAN 1. All dimensions are in imperial and metric, and measured from finish to finish excluding construction tolerances. 2. All materials, dimensions, and drawings are approximate only. 3. Information is subject to change without notice, at developer's absolute discretion. 4. Actual area may vary from the stated area. 5. Drawings not to scale. 6. All images used are for illustrative purposes only and do not represent the actual size, features, specifications, fittings, and furnishings. 7. The developer reserves the right to make revisions / alterations, at its absolute discretion, without any liability whatsoever.

Bayline

RASHID YACHTS & MARINA

1 BEDROOM-A

MIRRORED

UNITS

P01, 105, 205, 305, 405, 505, 605

SUITE AREA 68.96 SQ.M. 742.28 SQ.FT.

BALCONY AREA 7.45 SQ.M. 80.19 SQ.FT.

TOTAL AREA 76.41 SQ.M. 822.47 SQ.FT.

UNITS

705, 805

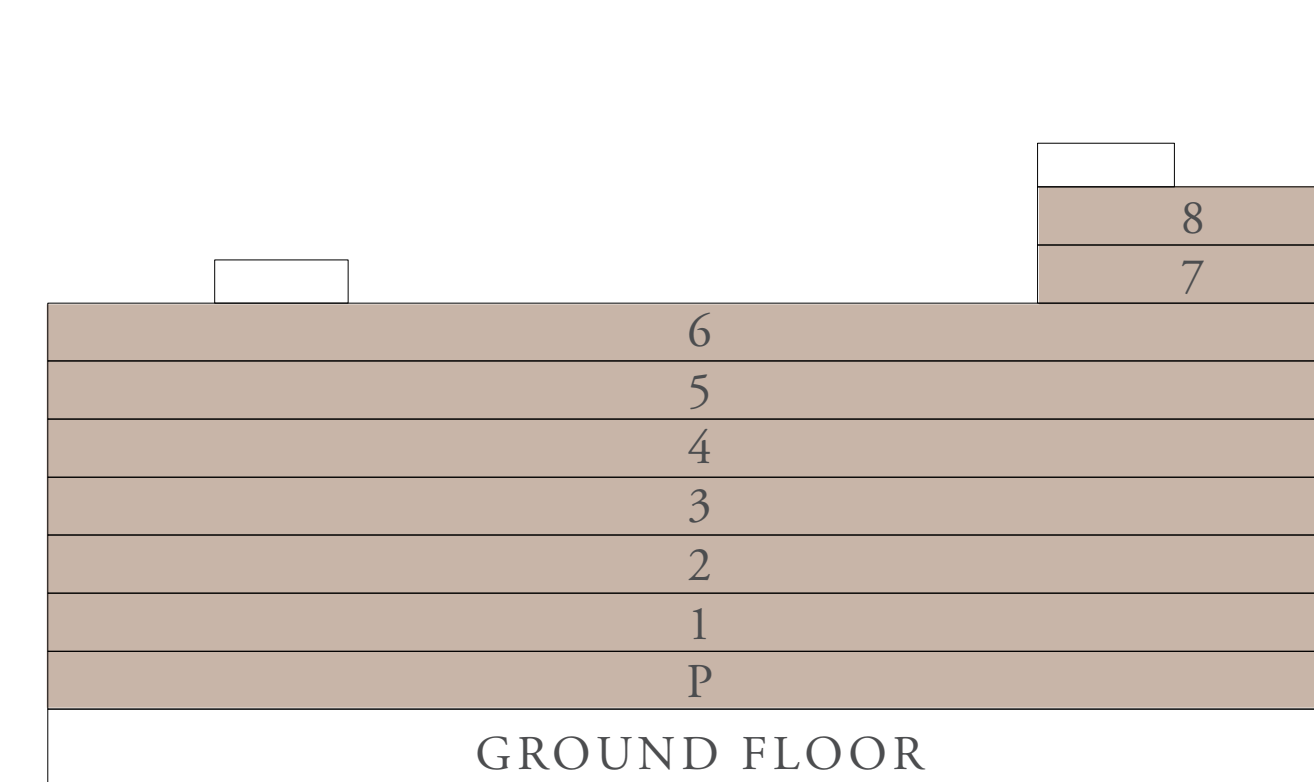
SUITE AREA 68.94 SQ.M. 742.06 SQ.FT.

BALCONY AREA 7.45 SQ.M. 80.19 SQ.FT.

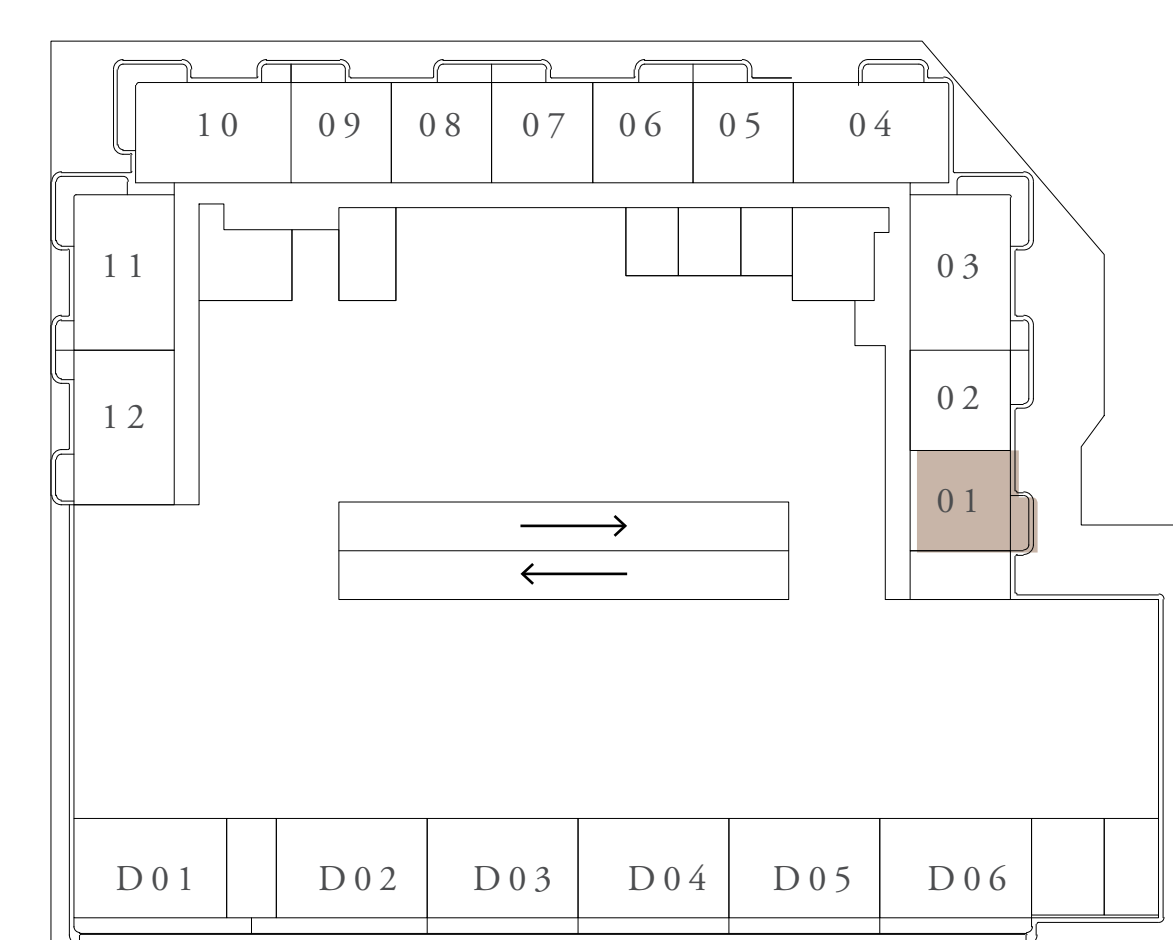
TOTAL AREA 76.39 SQ.M. 822.26 SQ.FT.



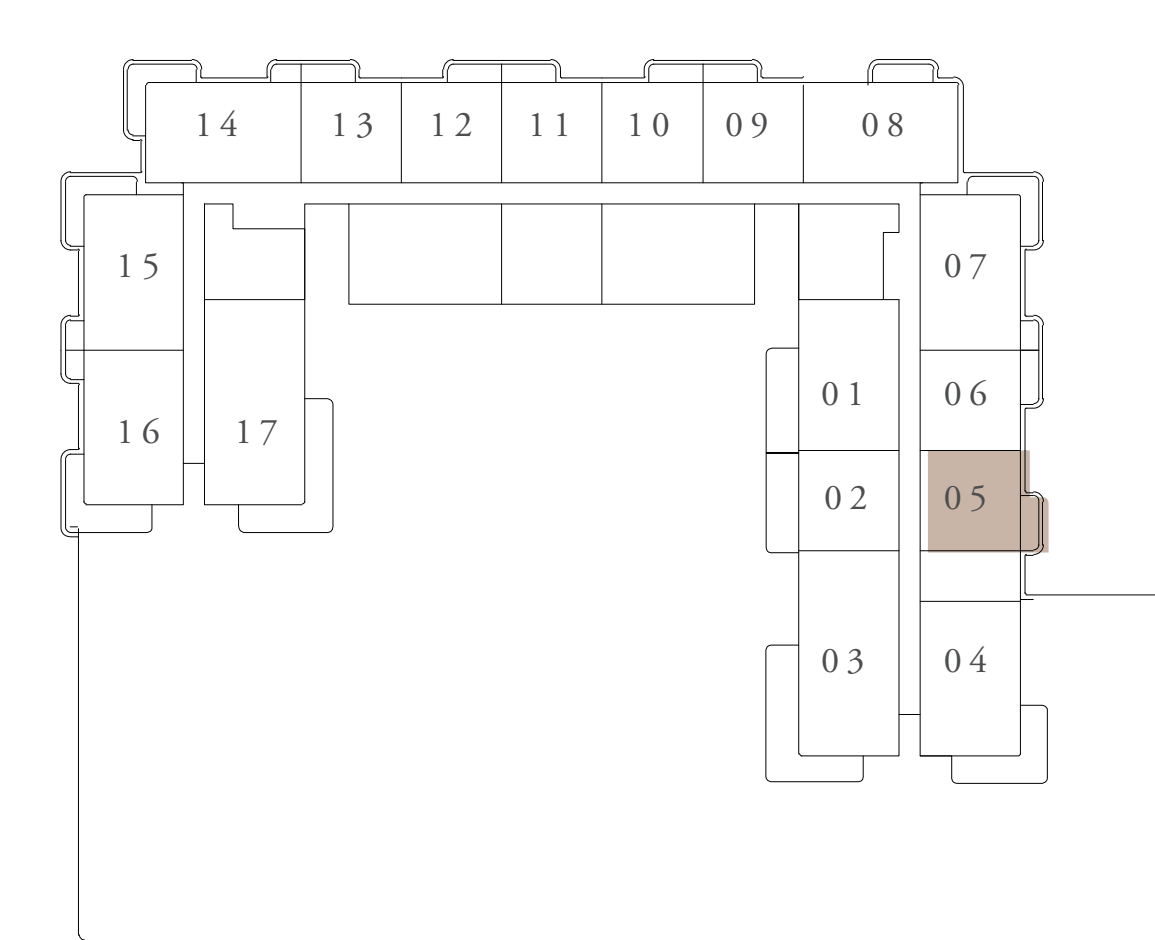
KEY SECTION



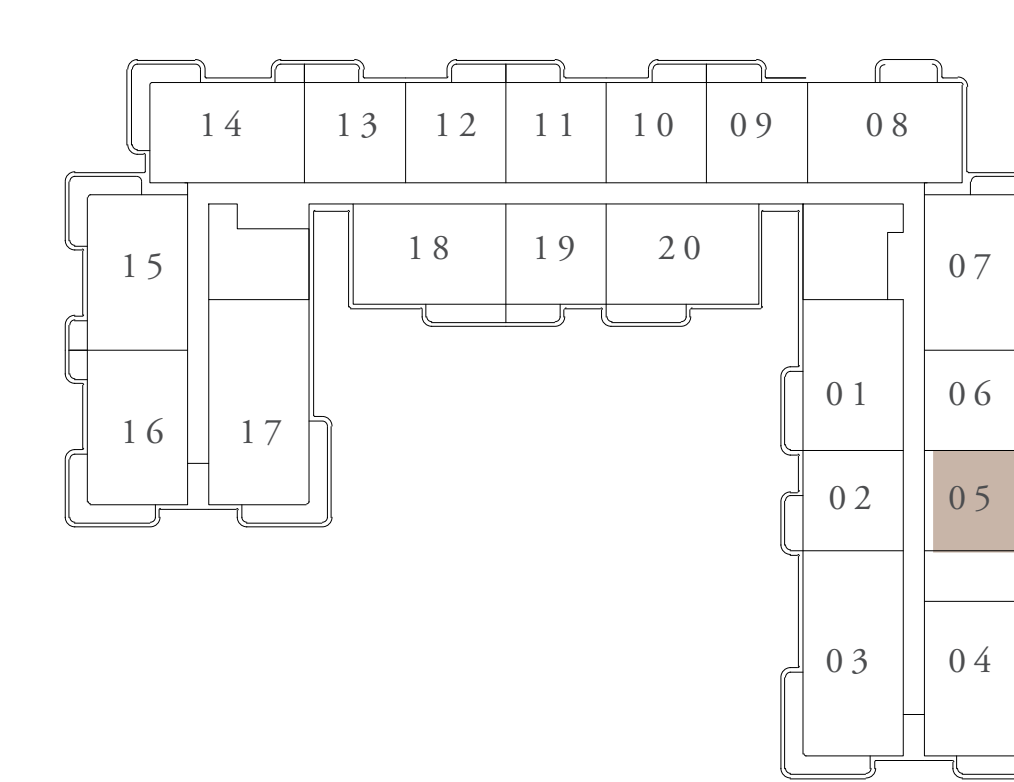
KEY PLAN



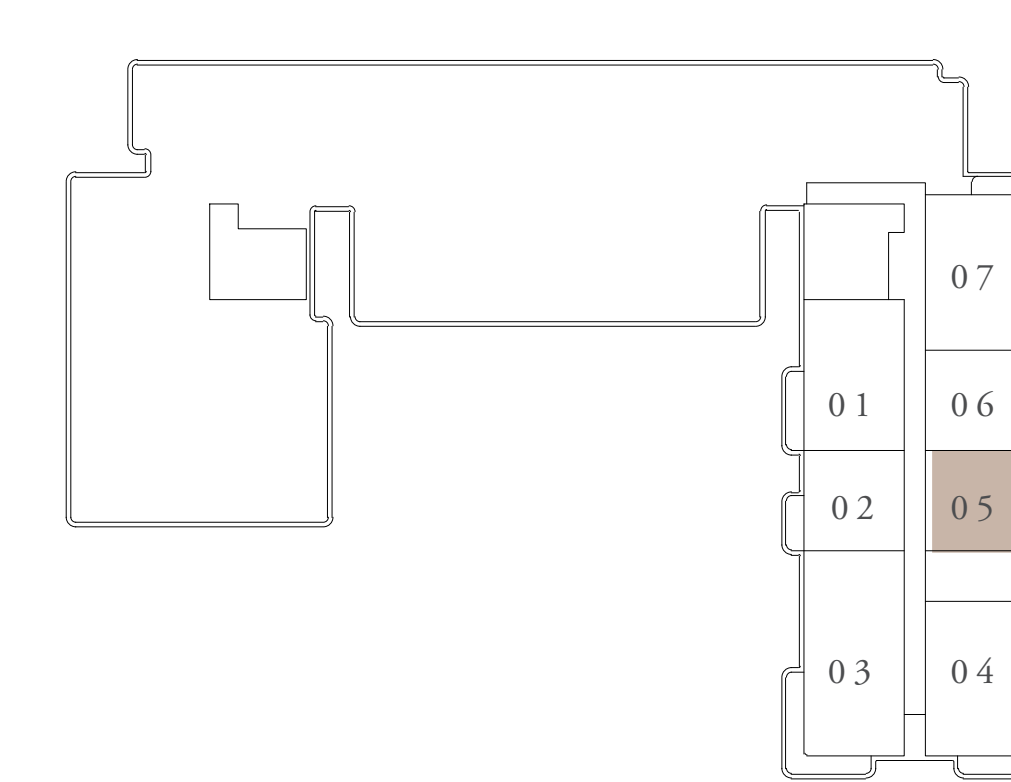
PODIUM




LEVEL 1



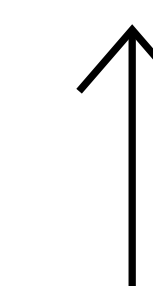
LEVEL 2ND TO 6TH



LEVEL 7TH TO 8TH



N




FLOOR PLAN 1. All dimensions are in imperial and metric, and measured from finish to finish excluding construction tolerances. 2. All materials, dimensions, and drawings are approximate only. 3. Information is subject to change without notice, at developer's absolute discretion. 4. Actual area may vary from the stated area. 5. Drawings not to scale. 6. All images used are for illustrative purposes only and do not represent the actual size, features, specifications, fittings, and furnishings. 7. The developer reserves the right to make revisions / alterations, at it's absolute discretion, without any liability whatsoever.

Bayline

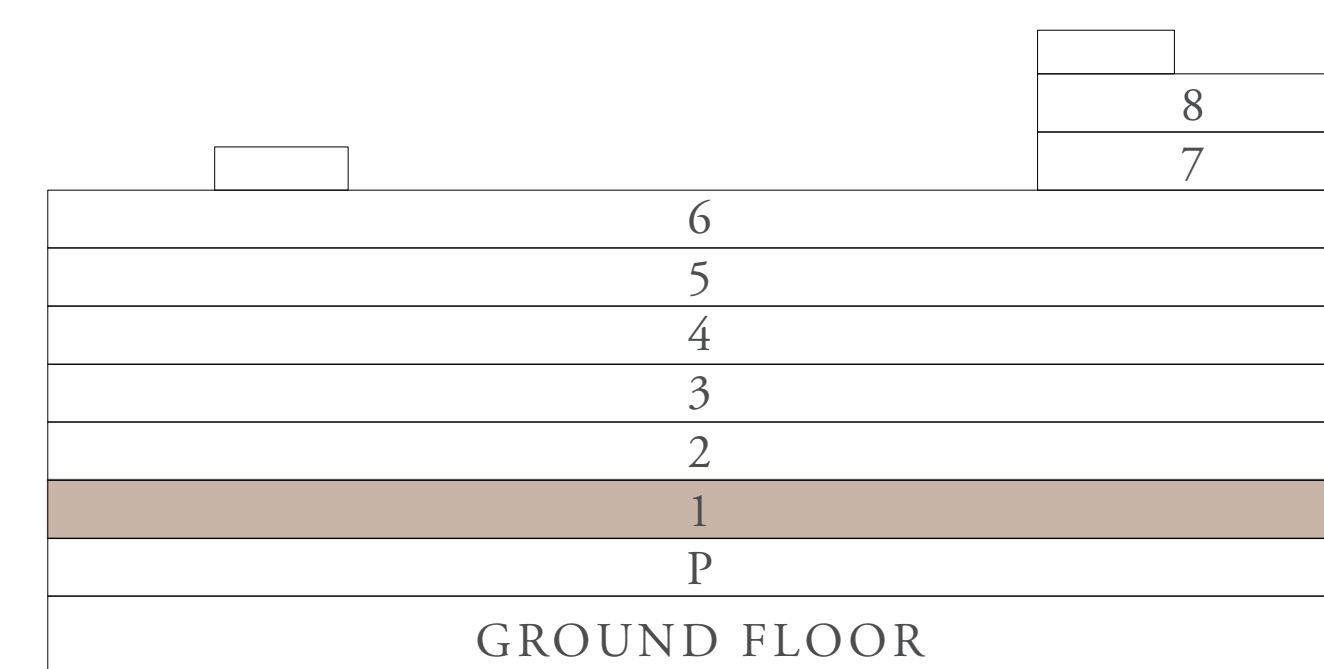
RASHID YACHTS & MARINA

1 BEDROOM-B

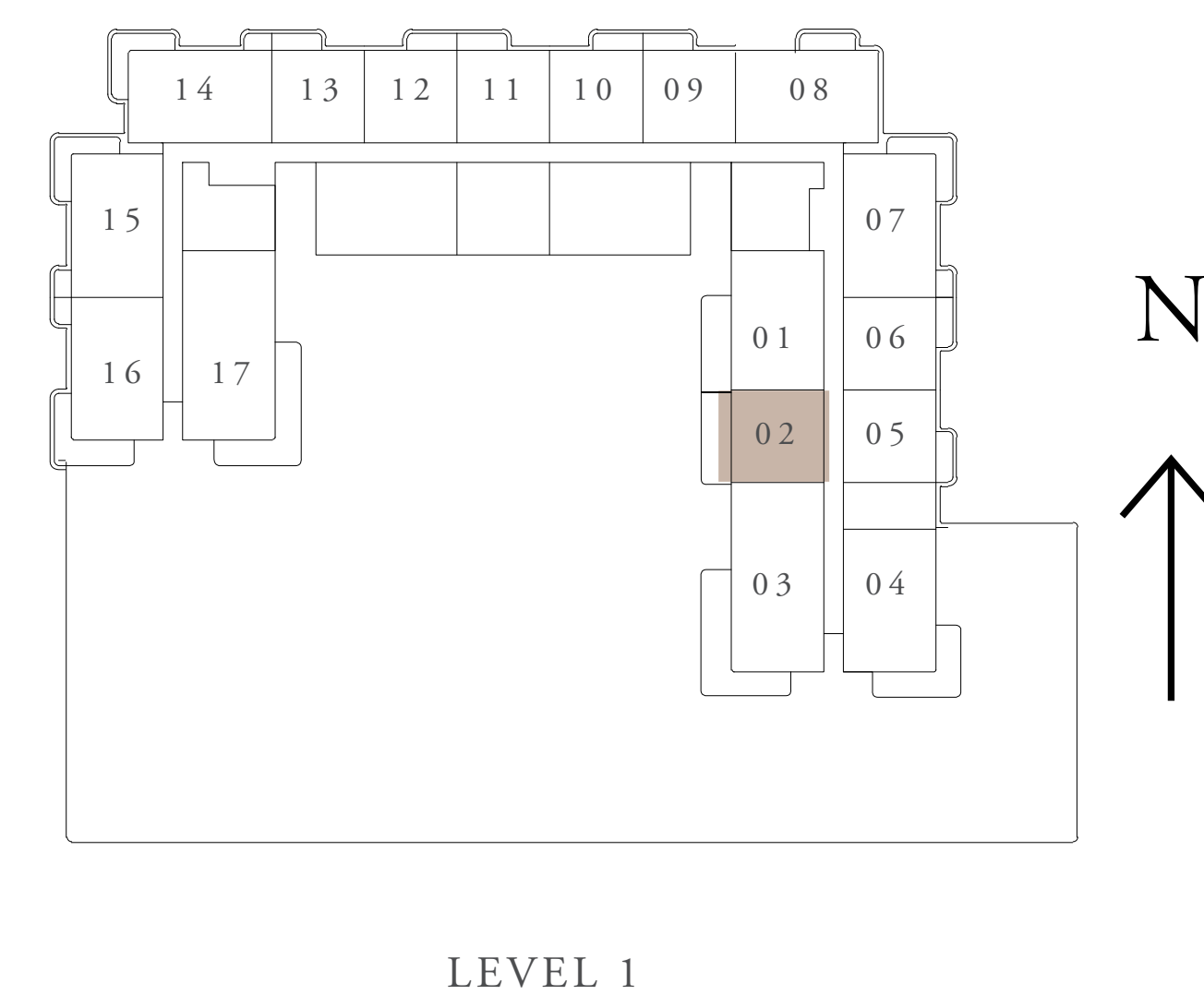
	UNITS	
	102	
SUITE AREA	68.20 SQ.M.	734.10 SQ.FT.
BALCONY AREA	20.61 SQ.M.	221.84 SQ.FT.
TOTAL AREA	88.81 SQ.M.	955.94 SQ.FT.



KEY SECTION



KEY PLAN



FLOOR PLAN 1. All dimensions are in imperial and metric, and measured from finish to finish excluding construction tolerances. 2. All materials, dimensions, and drawings are approximate only. 3. Information is subject to change without notice, at developer's absolute discretion. 4. Actual area may vary from the stated area. 5. Drawings not to scale. 6. All images used are for illustrative purposes only and do not represent the actual size, features, specifications, fittings, and furnishings. 7. The developer reserves the right to make revisions / alterations, at it's absolute discretion, without any liability whatsoever.

Bayline

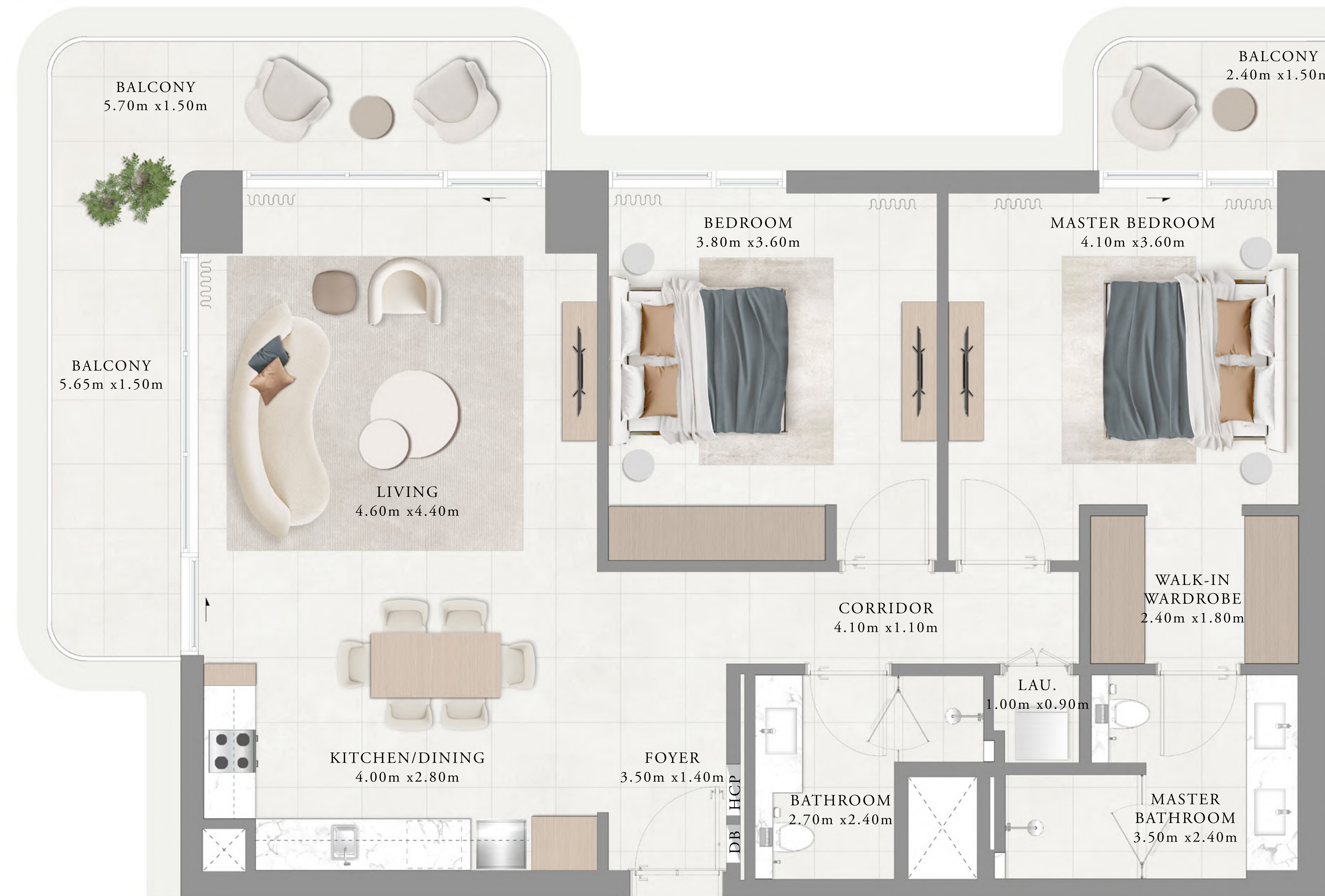
RASHID YACHTS & MARINA

2 BEDROOM-A

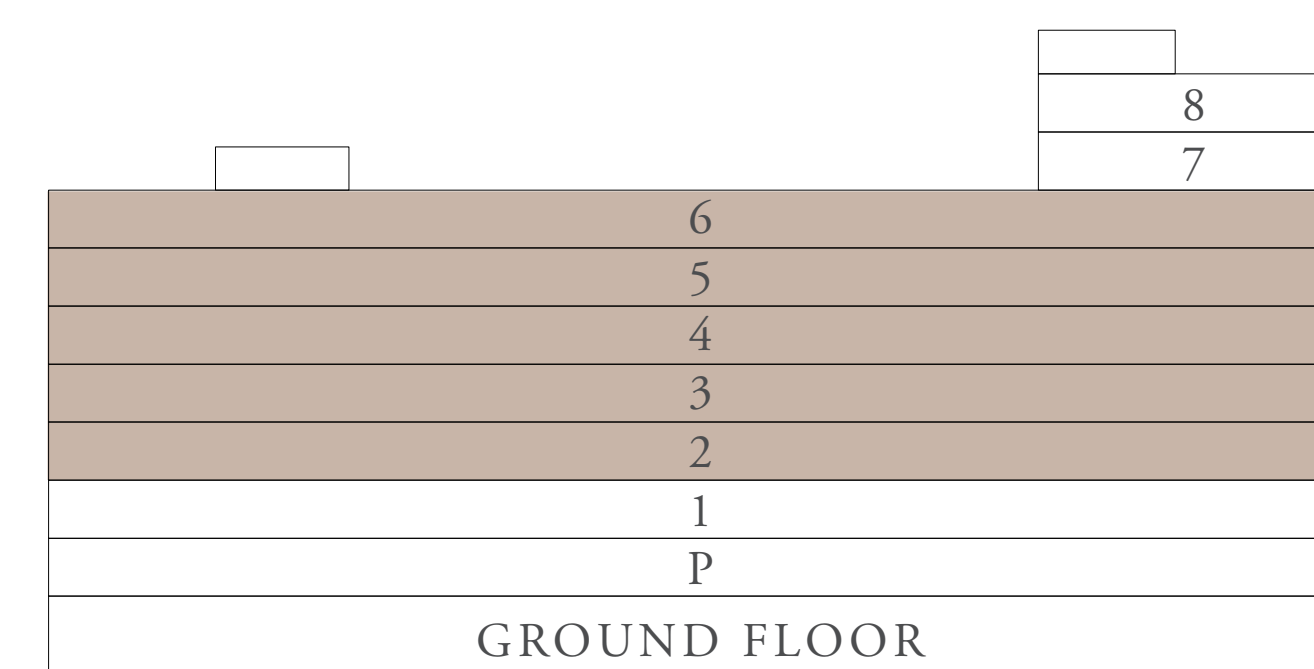
UNITS

216, 316, 416, 516, 616

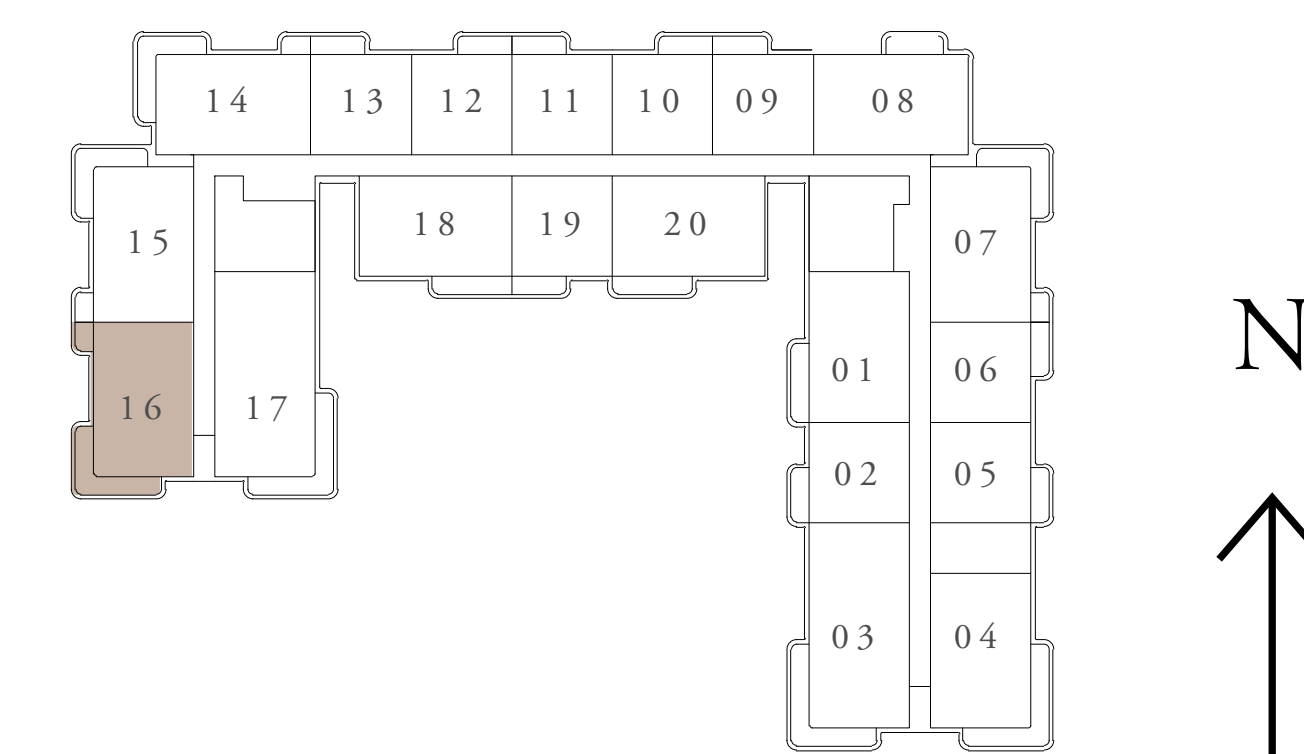
SUITE AREA	105.07 SQ.M.	1130.96 SQ.FT.
BALCONY AREA	22.15 SQ.M.	238.42 SQ.FT.
TOTAL AREA	127.22 SQ.M.	1369.38 SQ.FT.



KEY SECTION



KEY PLAN



LEVEL 2ND TO 6TH

FLOOR PLAN 1. All dimensions are in imperial and metric, and measured from finish to finish excluding construction tolerances. 2. All materials, dimensions, and drawings are approximate only. 3. Information is subject to change without notice, at developer's absolute discretion. 4. Actual area may vary from the stated area. 5. Drawings not to scale. 6. All images used are for illustrative purposes only and do not represent the actual size, features, specifications, fittings, and furnishings. 7. The developer reserves the right to make revisions / alterations, at its absolute discretion, without any liability whatsoever.

Bayline

RASHID YACHTS & MARINA

2 BEDROOM-B

UNITS

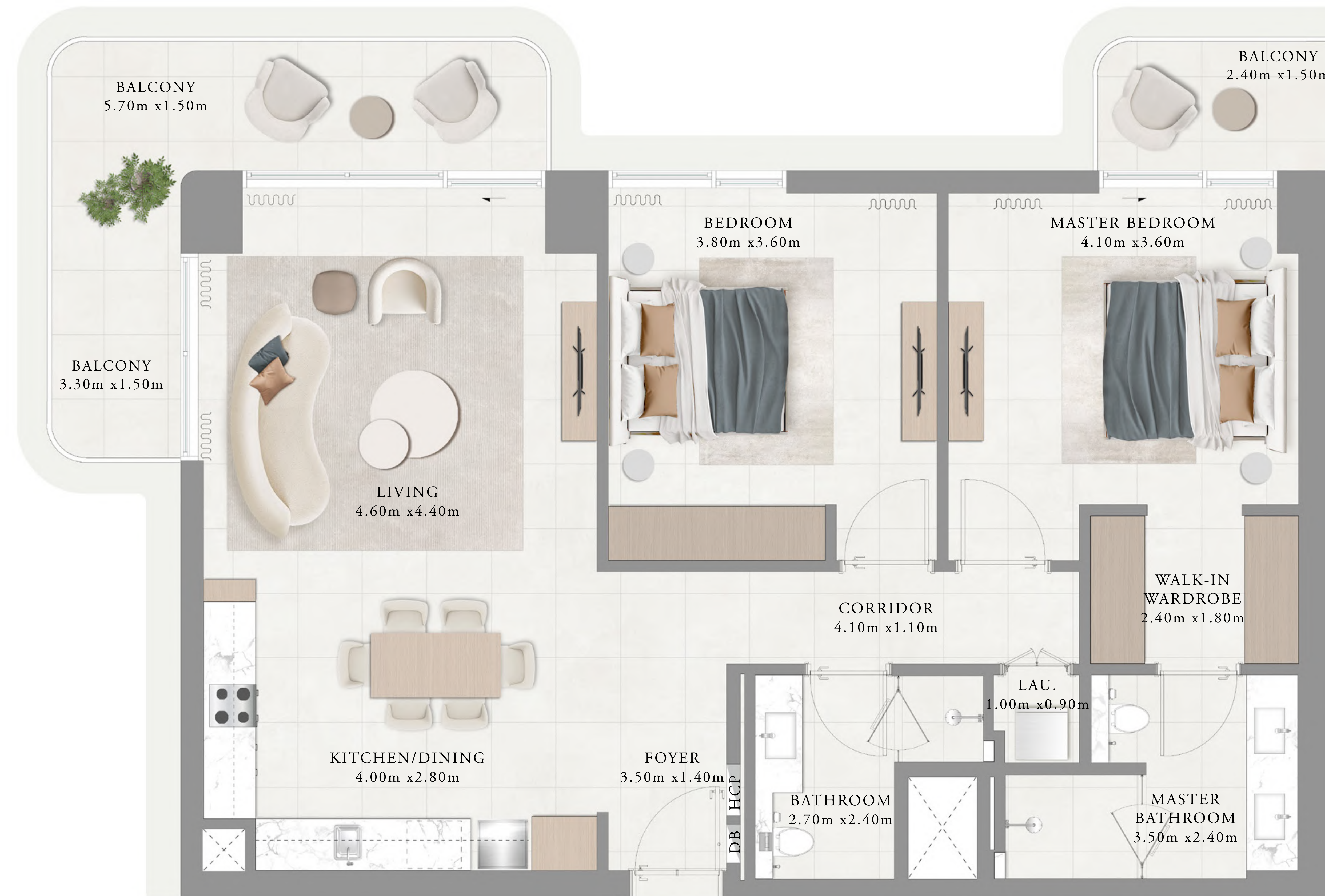
P03, P10, 107, 114, 207, 214, 307, 314,

407, 414, 507, 514, 607, 614, 707, 807

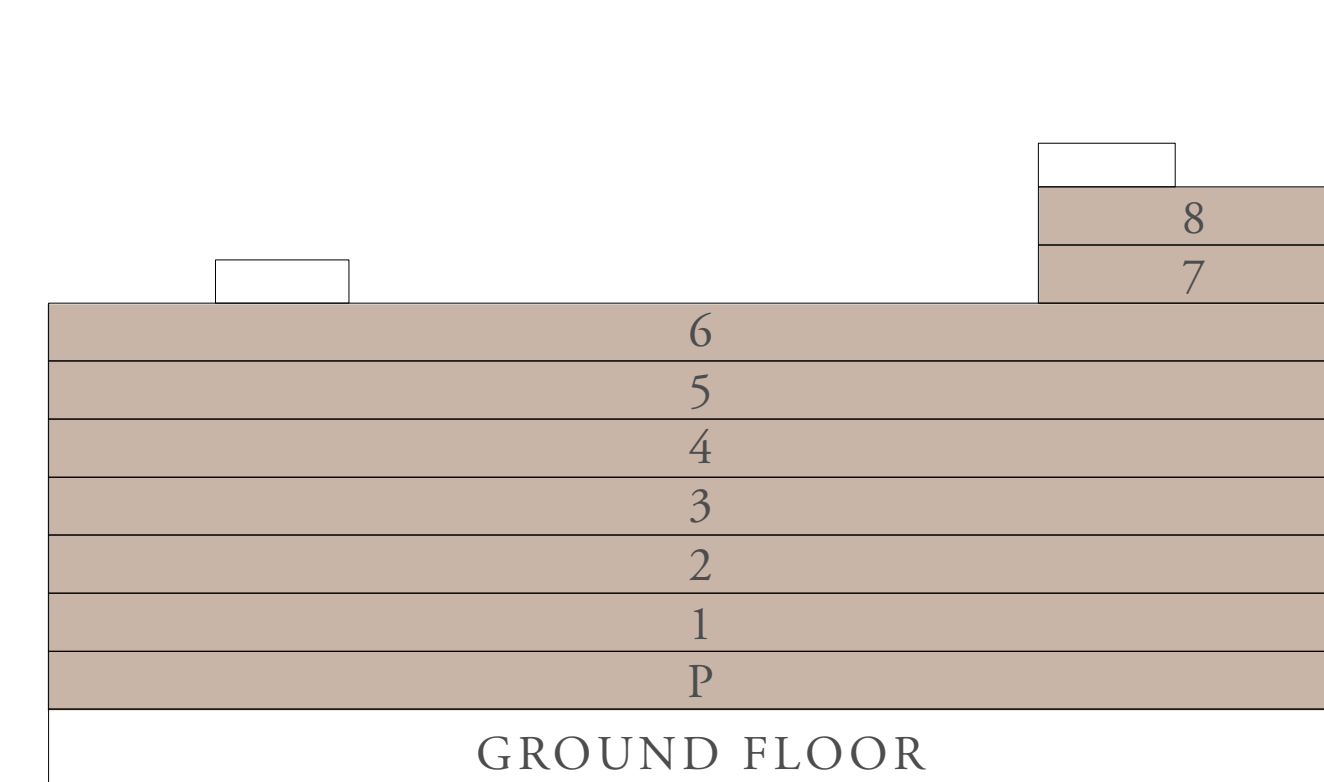
SUITE AREA 105.01 SQ.M. 1130.32 SQ.FT.

BALCONY AREA 18.32 SQ.M. 197.19 SQ.FT.

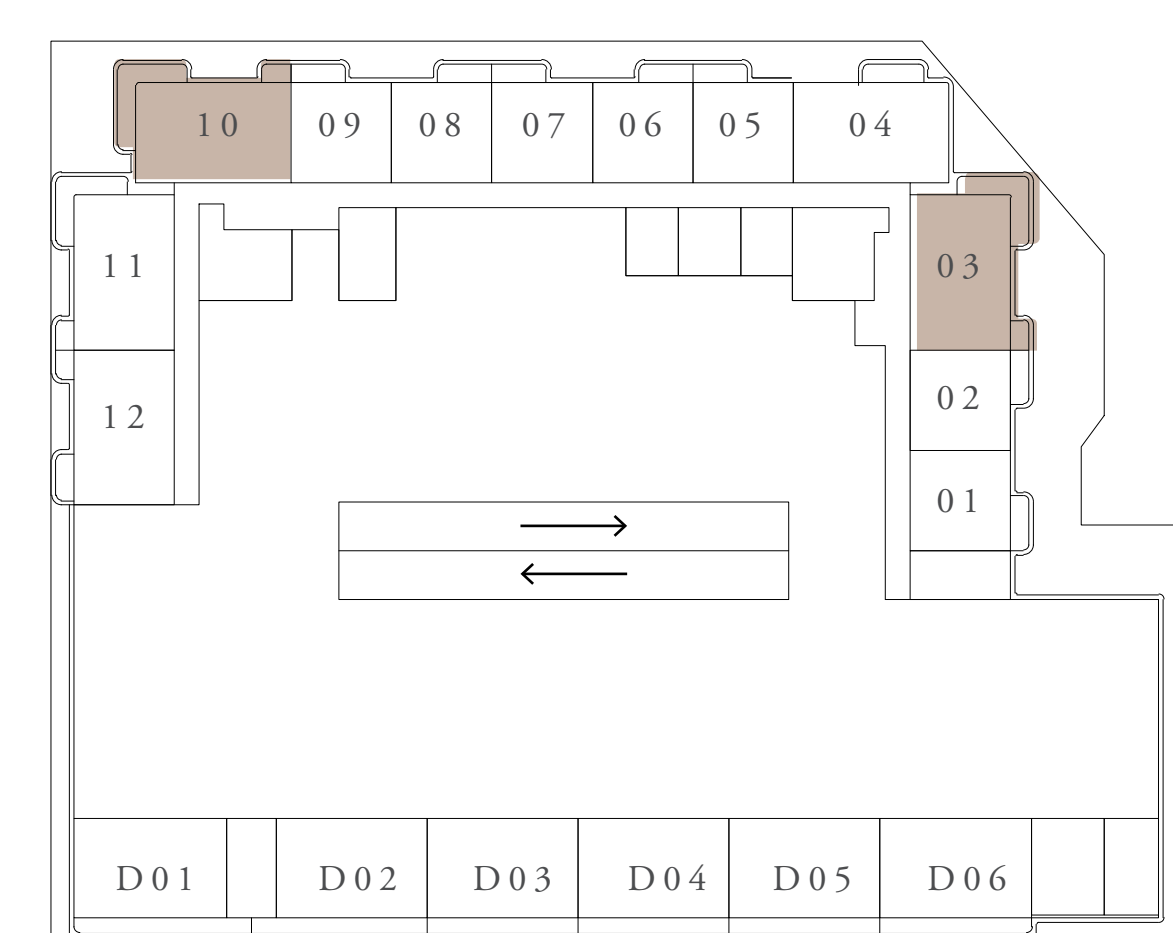
TOTAL AREA 123.33 SQ.M. 1327.51 SQ.FT.



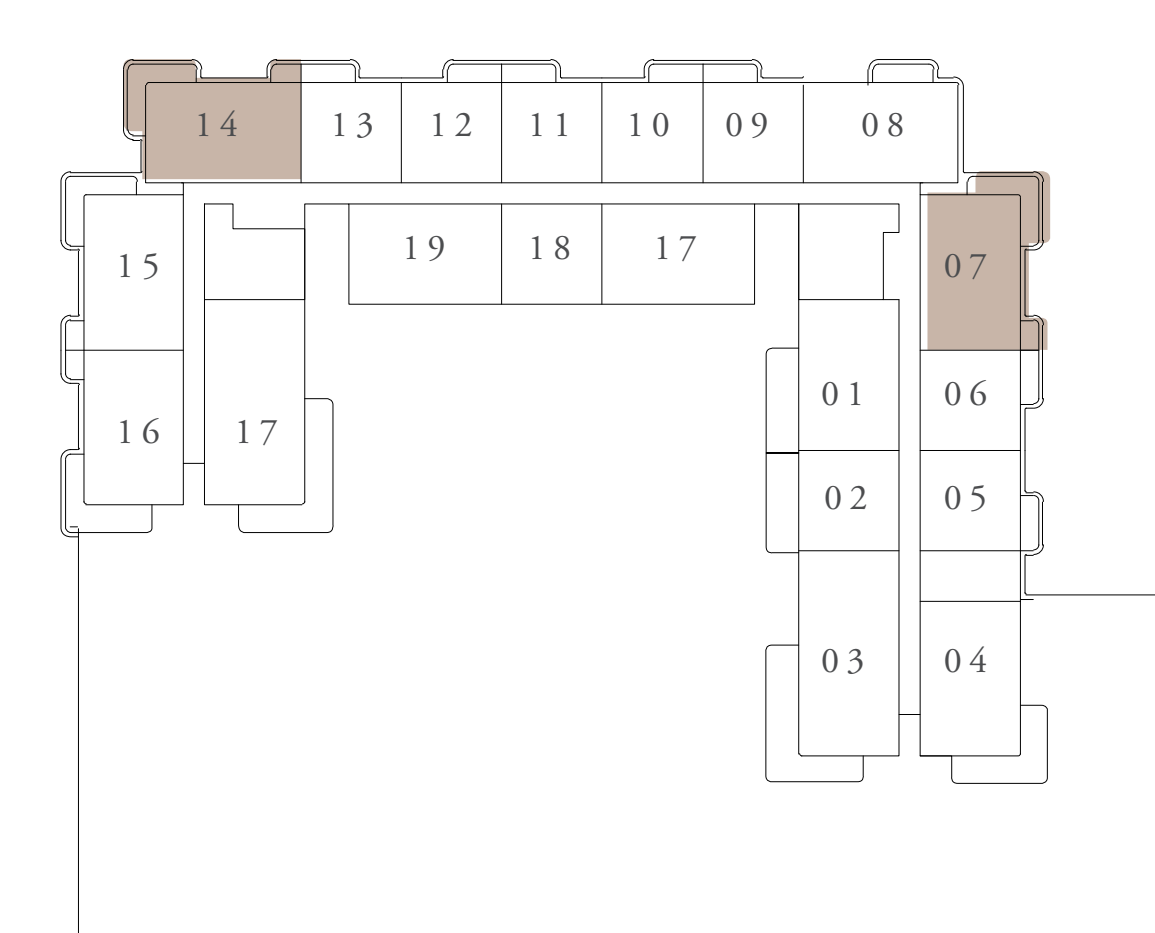
KEY SECTION



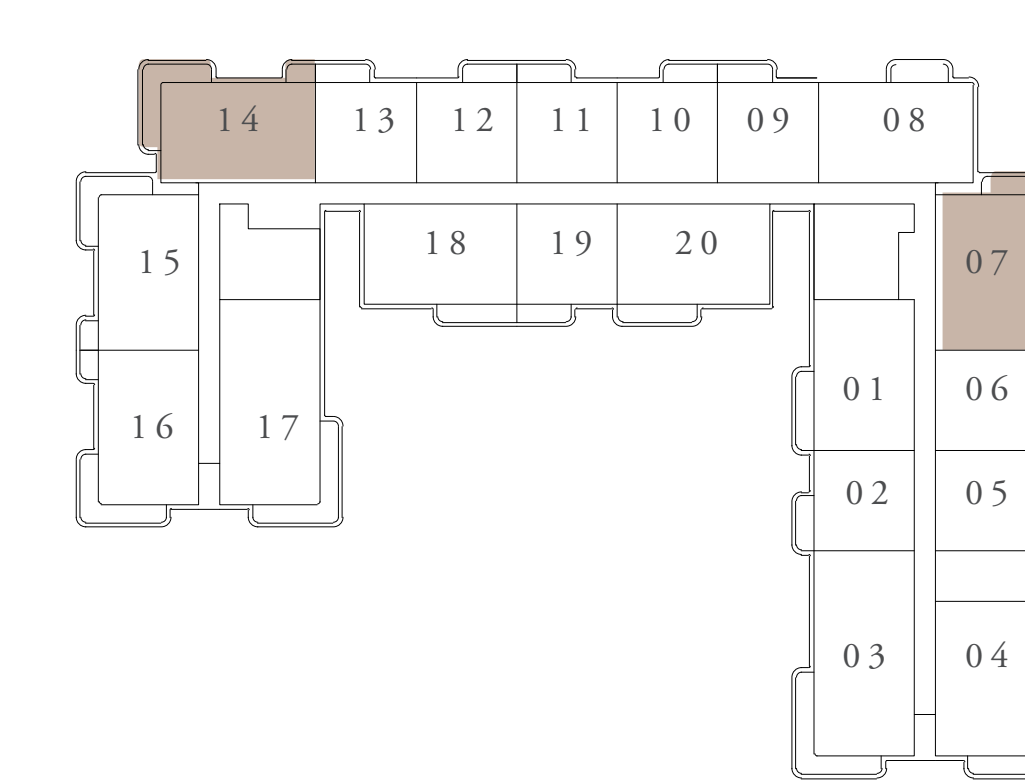
KEY PLAN



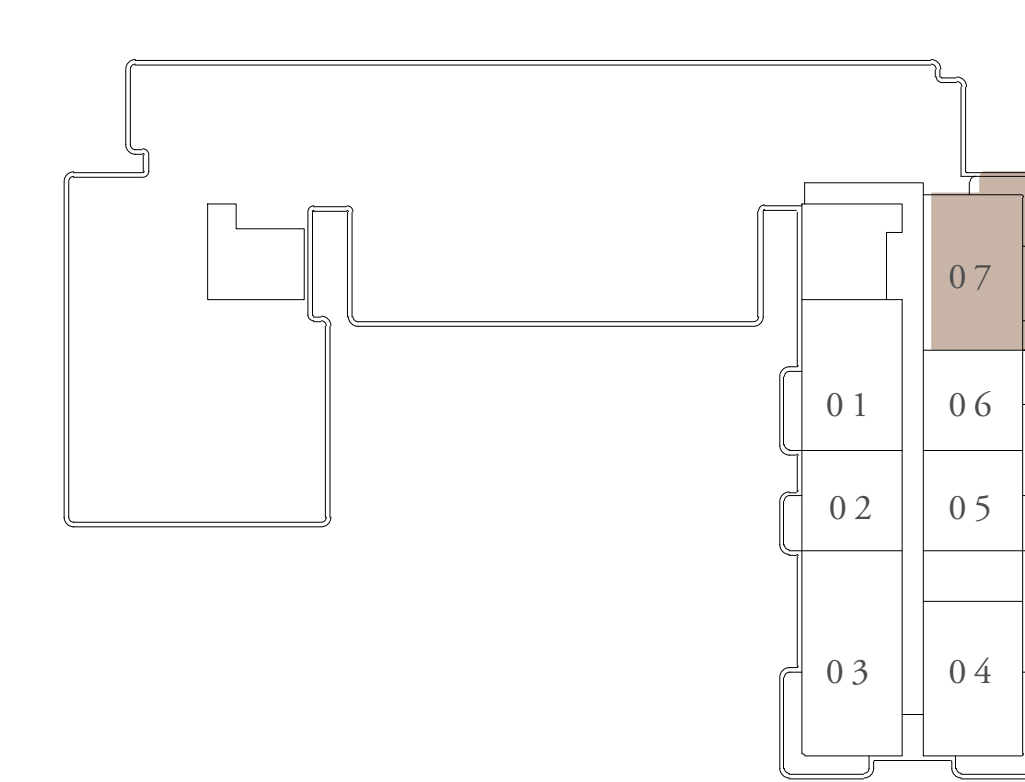
PODIUM



LEVEL 1



LEVEL 2ND TO 6TH



LEVEL 7TH TO 8TH



FLOOR PLAN 1. All dimensions are in imperial and metric, and measured from finish to finish excluding construction tolerances. 2. All materials, dimensions, and drawings are approximate only. 3. Information is subject to change without notice, at developer's absolute discretion. 4. Actual area may vary from the stated area. 5. Drawings not to scale. 6. All images used are for illustrative purposes only and do not represent the actual size, features, specifications, fittings, and furnishings. 7. The developer reserves the right to make revisions / alterations, at its absolute discretion, without any liability whatsoever.

Bayline

RASHID YACHTS & MARINA

2 BEDROOM-B

MIRRORED

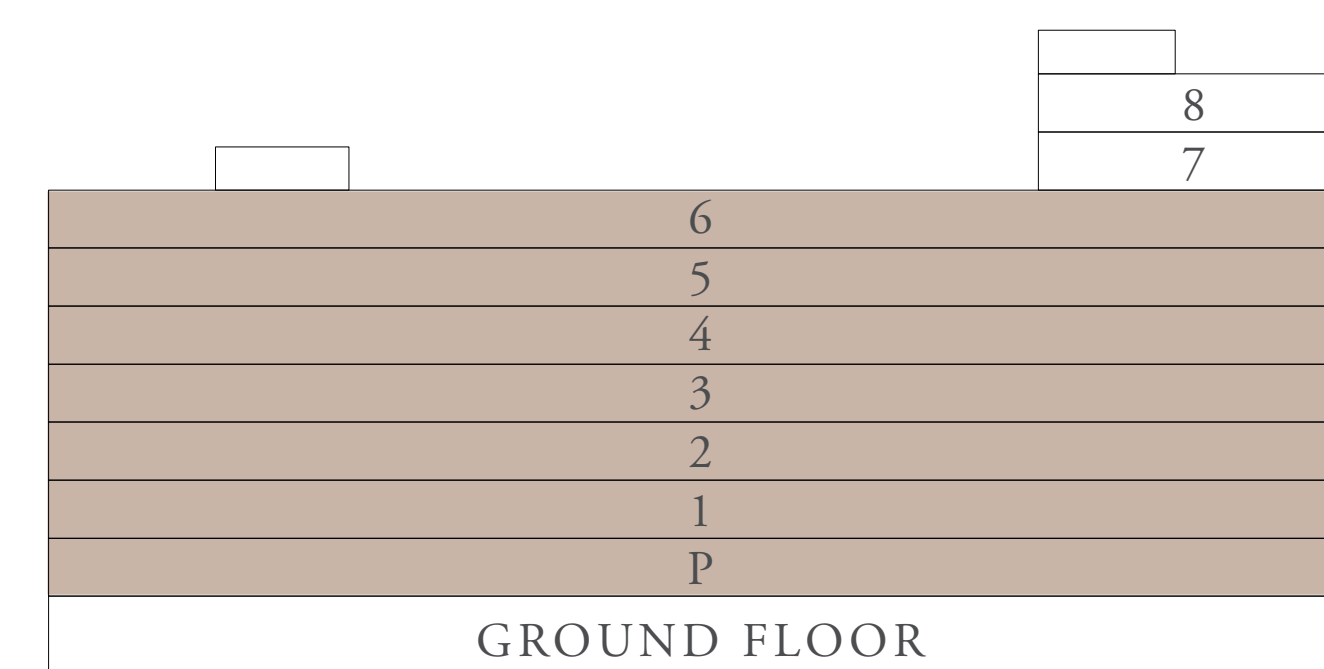
UNITS

P11, 115, 215, 315, 415, 515, 615

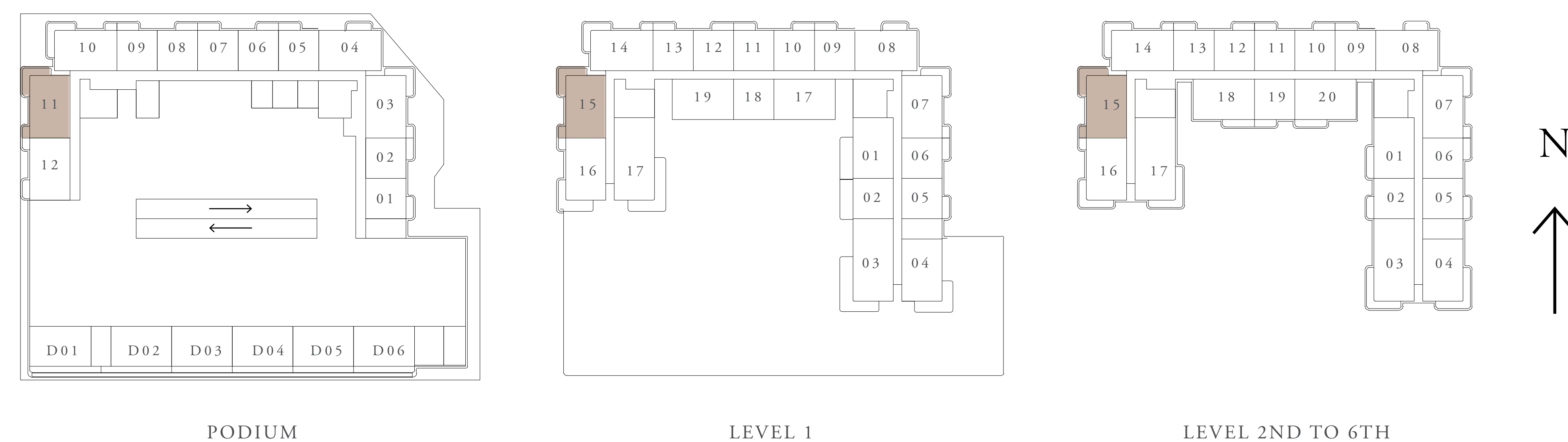
SUITE AREA	105.01 SQ.M.	1130.32 SQ.FT.
BALCONY AREA	18.32 SQ.M.	197.19 SQ.FT.
TOTAL AREA	123.33 SQ.M.	1327.51 SQ.FT.



KEY SECTION



KEY PLAN



FLOOR PLAN 1. All dimensions are in imperial and metric, and measured from finish to finish excluding construction tolerances. 2. All materials, dimensions, and drawings are approximate only. 3. Information is subject to change without notice, at developer's absolute discretion. 4. Actual area may vary from the stated area. 5. Drawings not to scale. 6. All images used are for illustrative purposes only and do not represent the actual size, features, specifications, fittings, and furnishings. 7. The developer reserves the right to make revisions / alterations, at its absolute discretion, without any liability whatsoever.

Bayline

RASHID YACHTS & MARINA

2 BEDROOM-C

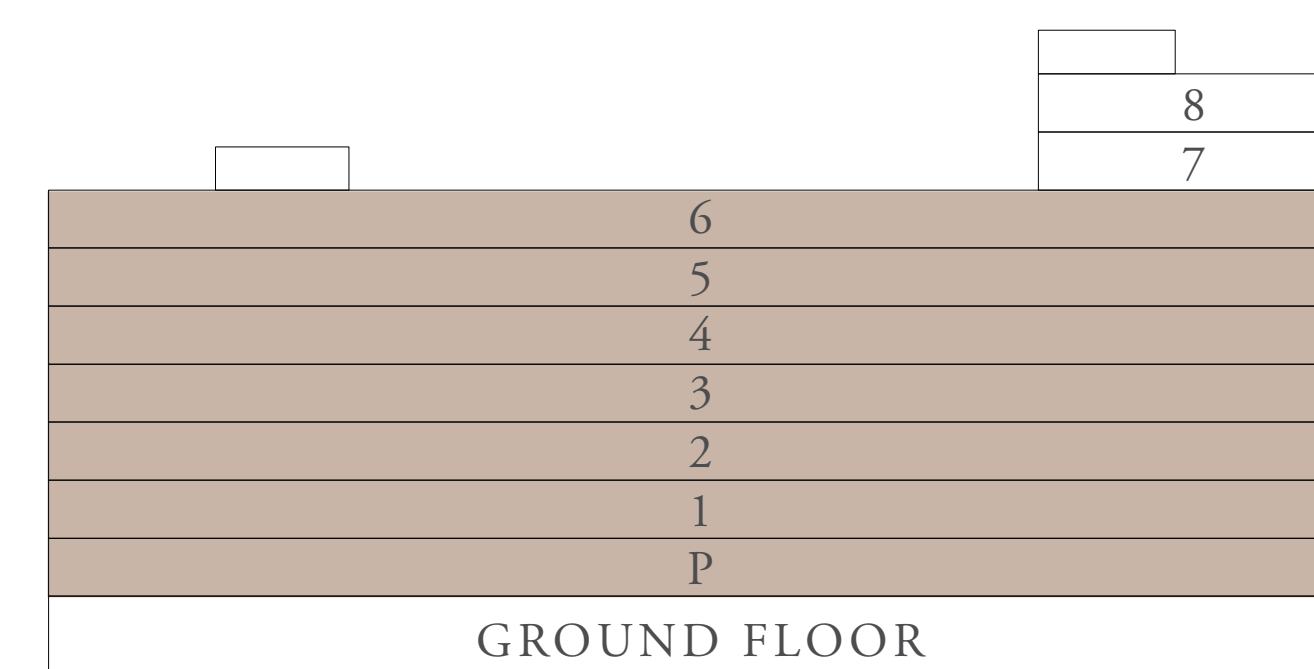
UNITS

P04, 108, 208, 308, 408, 508, 608

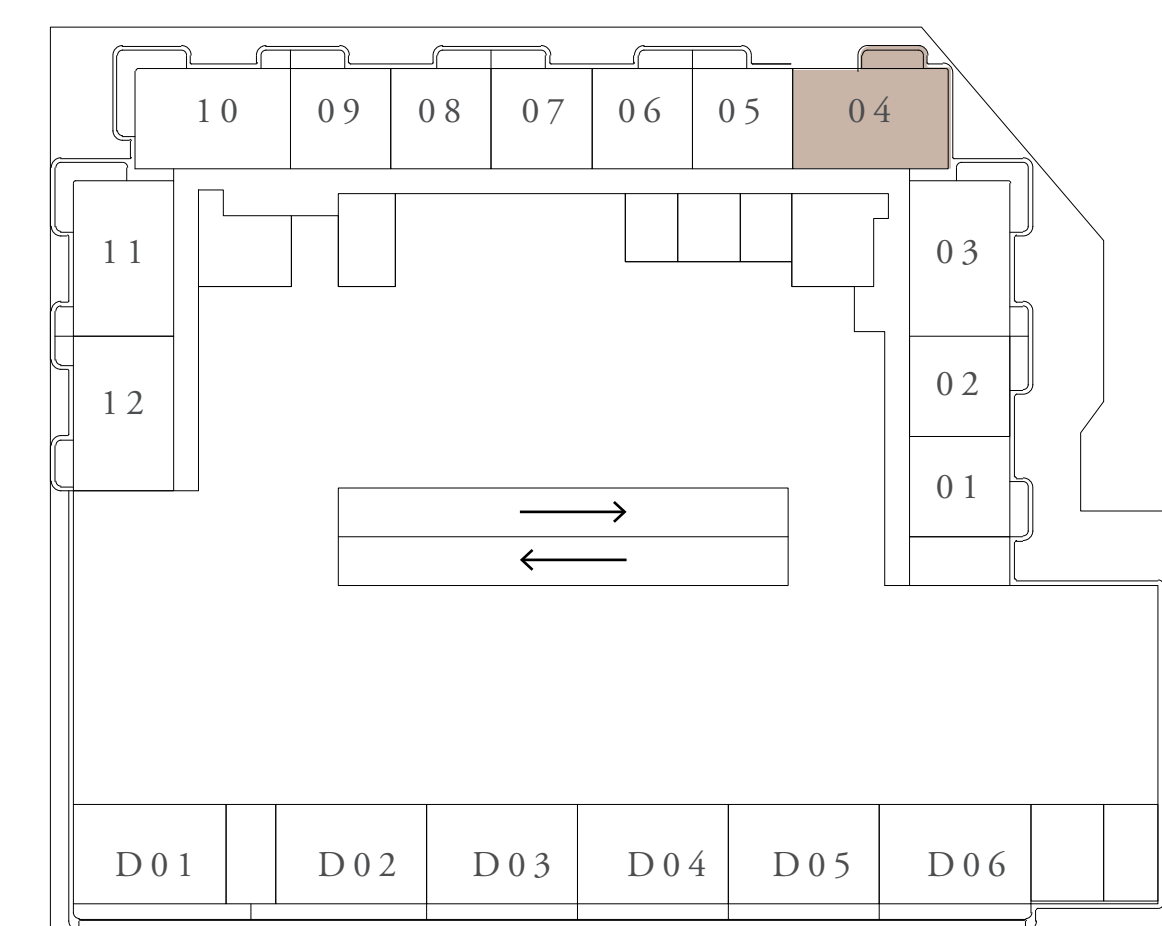
SUITE AREA	104.35 SQ.M.	1123.21 SQ.FT.
BALCONY AREA	7.99 SQ.M.	86.00SQ.FT.
TOTAL AREA	112.34 SQ.M.	1209.22 SQ.FT.



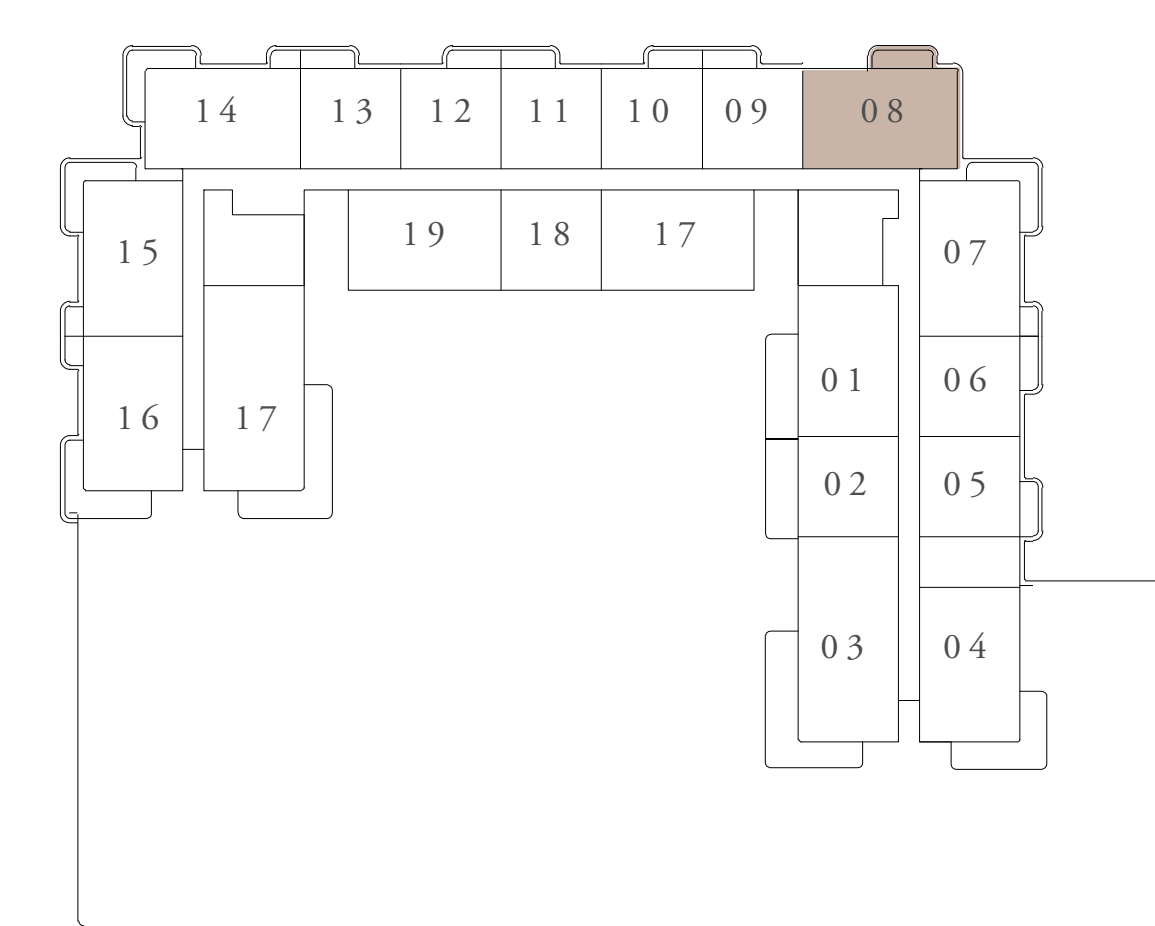
KEY SECTION



KEY PLAN



PODIUM



LEVEL 1



LEVEL 2ND TO 6TH



FLOOR PLAN 1. All dimensions are in imperial and metric, and measured from finish to finish excluding construction tolerances. 2. All materials, dimensions, and drawings are approximate only. 3. Information is subject to change without notice, at developer's absolute discretion. 4. Actual area may vary from the stated area. 5. Drawings not to scale. 6. All images used are for illustrative purposes only and do not represent the actual size, features, specifications, fittings, and furnishings. 7. The developer reserves the right to make revisions / alterations, at it's absolute discretion, without any liability whatsoever.

Bayline

RASHID YACHTS & MARINA

2 BEDROOM-D

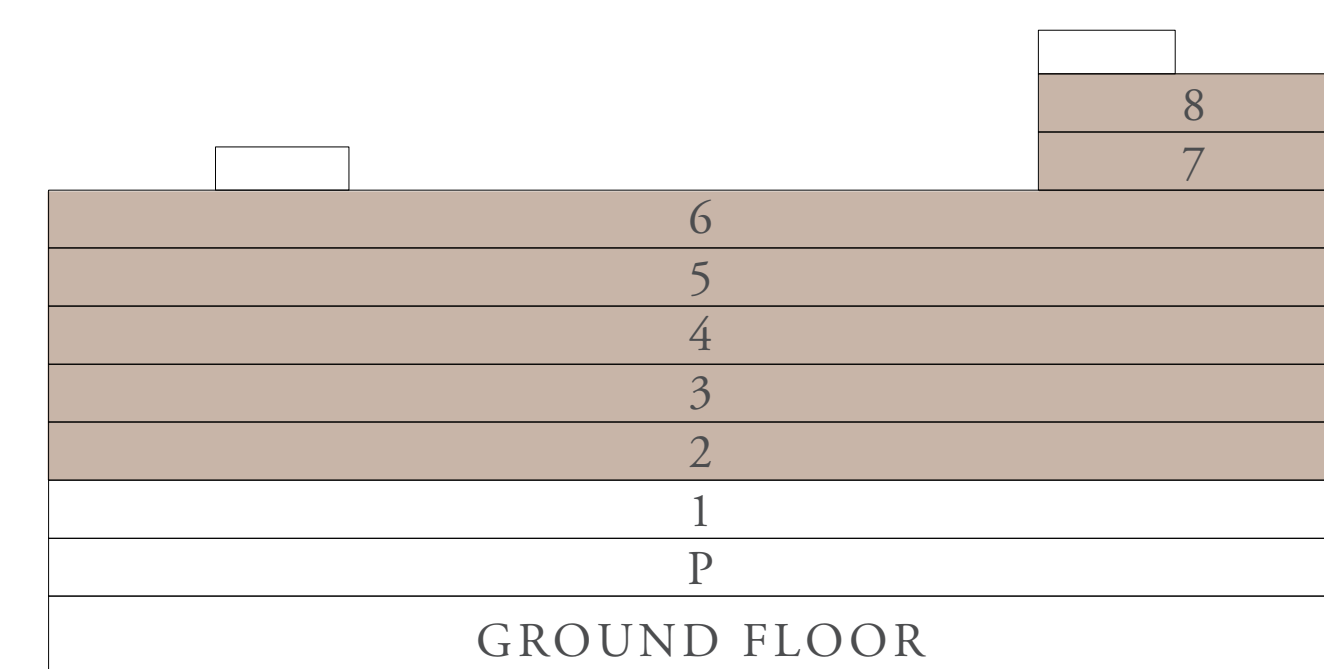
UNITS

204, 304, 404, 504, 604, 704, 804

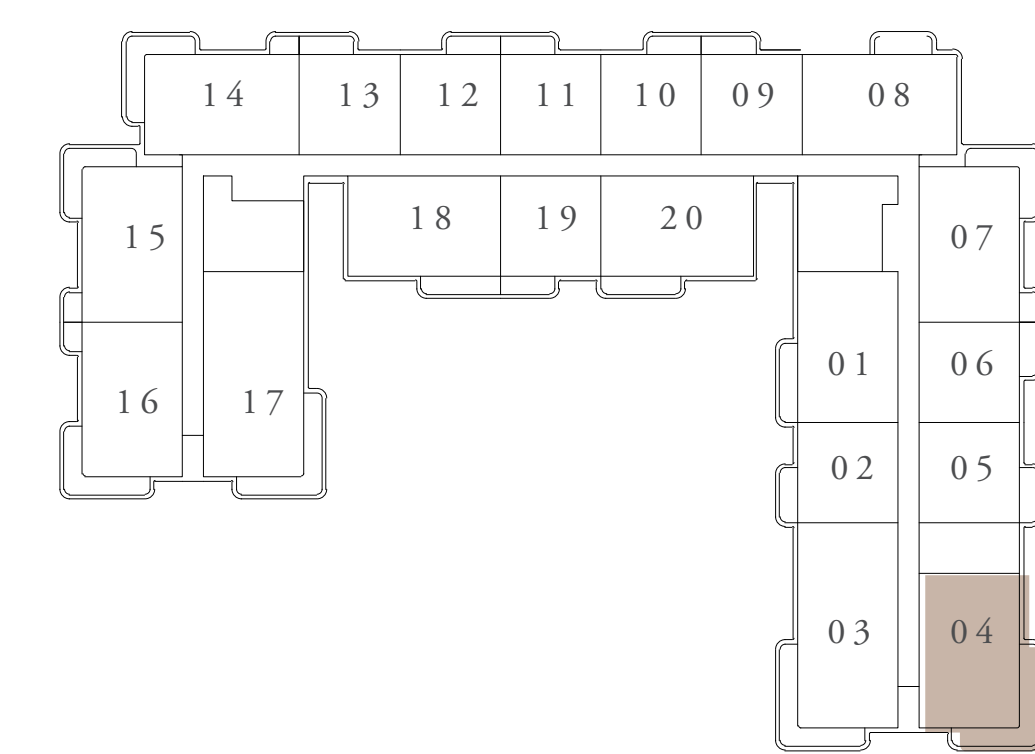
SUITE AREA	104.73 SQ.M.	1127.30 SQ.FT.
BALCONY AREA	18.16 SQ.M.	195.47 SQ.FT.
TOTAL AREA	122.89 SQ.M.	1322.78 SQ.FT.



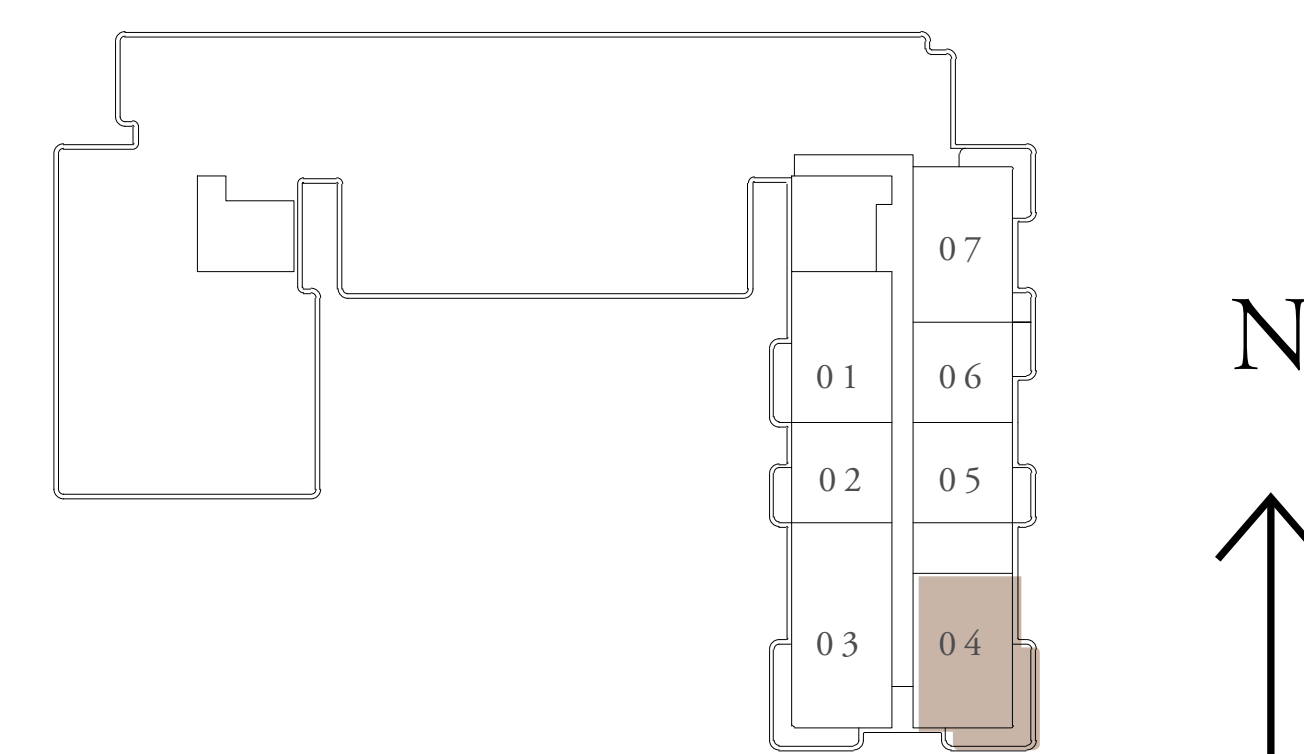
KEY SECTION



KEY PLAN



LEVEL 2ND TO 6TH



LEVEL 7TH TO 8TH

FLOOR PLAN 1. All dimensions are in imperial and metric, and measured from finish to finish excluding construction tolerances. 2. All materials, dimensions, and drawings are approximate only. 3. Information is subject to change without notice, at developer's absolute discretion. 4. Actual area may vary from the stated area. 5. Drawings not to scale. 6. All images used are for illustrative purposes only and do not represent the actual size, features, specifications, fittings, and furnishings. 7. The developer reserves the right to make revisions / alterations, at its absolute discretion, without any liability whatsoever.

Bayline

RASHID YACHTS & MARINA

2 BEDROOM-E

UNITS

201, 301, 401, 501, 601, 701, 801

SUITE AREA	102.50 SQ.M.	1103.30 SQ.FT.
BALCONY AREA	10.79 SQ.M.	116.14 SQ.FT.
TOTAL AREA	113.29 SQ.M.	1219.44 SQ.FT.

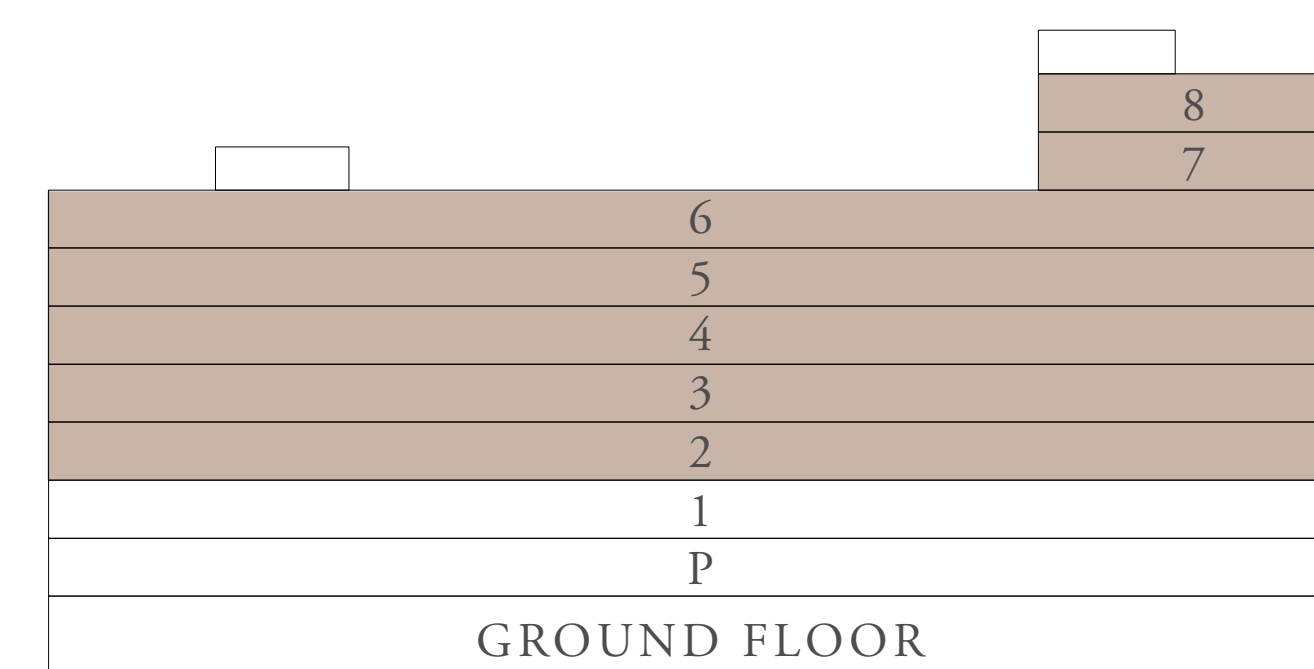
UNITS

218, 318, 418, 518, 618

SUITE AREA	102.07 SQ.M.	1098.67 SQ.FT.
BALCONY AREA	10.97 SQ.M.	118.08 SQ.FT.
TOTAL AREA	113.04 SQ.M.	1216.75 SQ.FT.



KEY SECTION



KEY PLAN



LEVEL 2ND TO 6TH

LEVEL 7TH TO 8TH

FLOOR PLAN 1. All dimensions are in imperial and metric, and measured from finish to finish excluding construction tolerances. 2. All materials, dimensions, and drawings are approximate only. 3. Information is subject to change without notice, at developer's absolute discretion. 4. Actual area may vary from the stated area. 5. Drawings not to scale. 6. All images used are for illustrative purposes only and do not represent the actual size, features, specifications, fittings, and furnishings. 7. The developer reserves the right to make revisions / alterations, at it's absolute discretion, without any liability whatsoever.

Bayline

RASHID YACHTS & MARINA

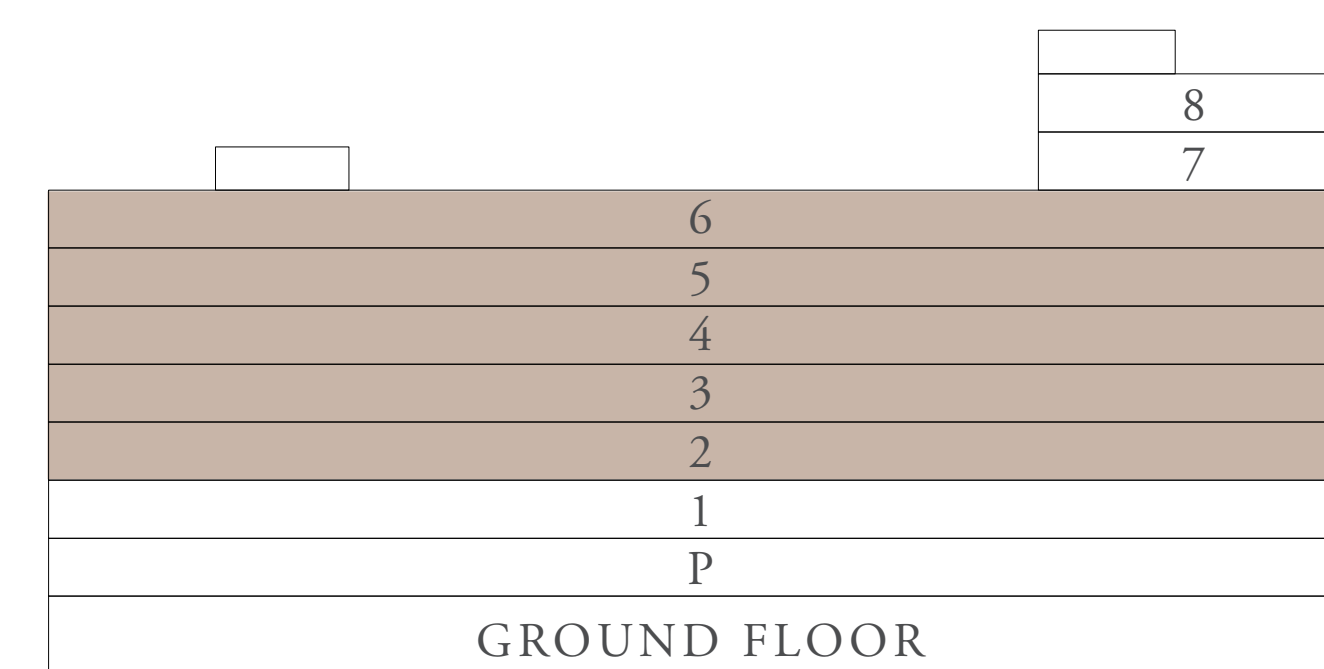
2 BEDROOM-E

MIRRORED

	UNITS				
	220,	320,	420,	520,	620
SUITE AREA		102.07 SQ.M.		1098.67 SQ.FT.	
BALCONY AREA		10.87 SQ.M.		117.00 SQ.FT.	
TOTAL AREA		112.94 SQ.M.		1215.68 SQ.FT.	



KEY SECTION



KEY PLAN



LEVEL 2ND TO 6TH

FLOOR PLAN 1. All dimensions are in imperial and metric, and measured from finish to finish excluding construction tolerances. 2. All materials, dimensions, and drawings are approximate only. 3. Information is subject to change without notice, at developer's absolute discretion. 4. Actual area may vary from the stated area. 5. Drawings not to scale. 6. All images used are for illustrative purposes only and do not represent the actual size, features, specifications, fittings, and furnishings. 7. The developer reserves the right to make revisions / alterations, at its absolute discretion, without any liability whatsoever.

Bayline

RASHID YACHTS & MARINA

2 BEDROOM-F

UNITS

G 01


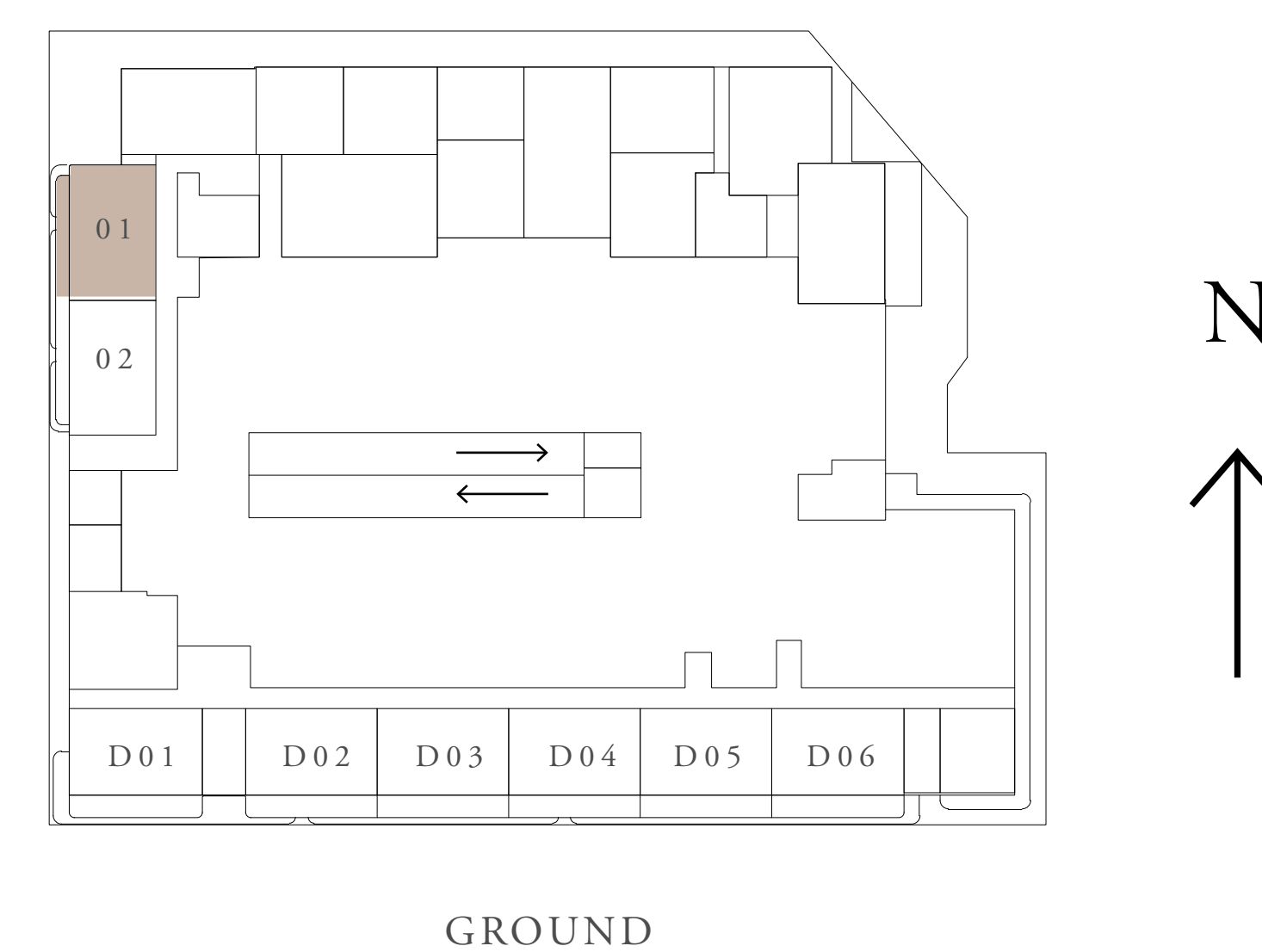
SUITE AREA	104.77 SQ.M.	1127.73 SQ.FT.
BALCONY AREA	24.45 SQ.M.	263.18 SQ.FT.
TOTAL AREA	129.22 SQ.M.	1390.91 SQ.FT.



KEY SECTION



KEY PLAN



FLOOR PLAN 1. All dimensions are in imperial and metric, and measured from finish to finish excluding construction tolerances. 2. All materials, dimensions, and drawings are approximate only. 3. Information is subject to change without notice, at developer's absolute discretion. 4. Actual area may vary from the stated area. 5. Drawings not to scale. 6. All images used are for illustrative purposes only and do not represent the actual size, features, specifications, fittings, and furnishings. 7. The developer reserves the right to make revisions / alterations, at it's absolute discretion, without any liability whatsoever.

Bayline


RASHID YACHTS & MARINA

2 BEDROOM-G


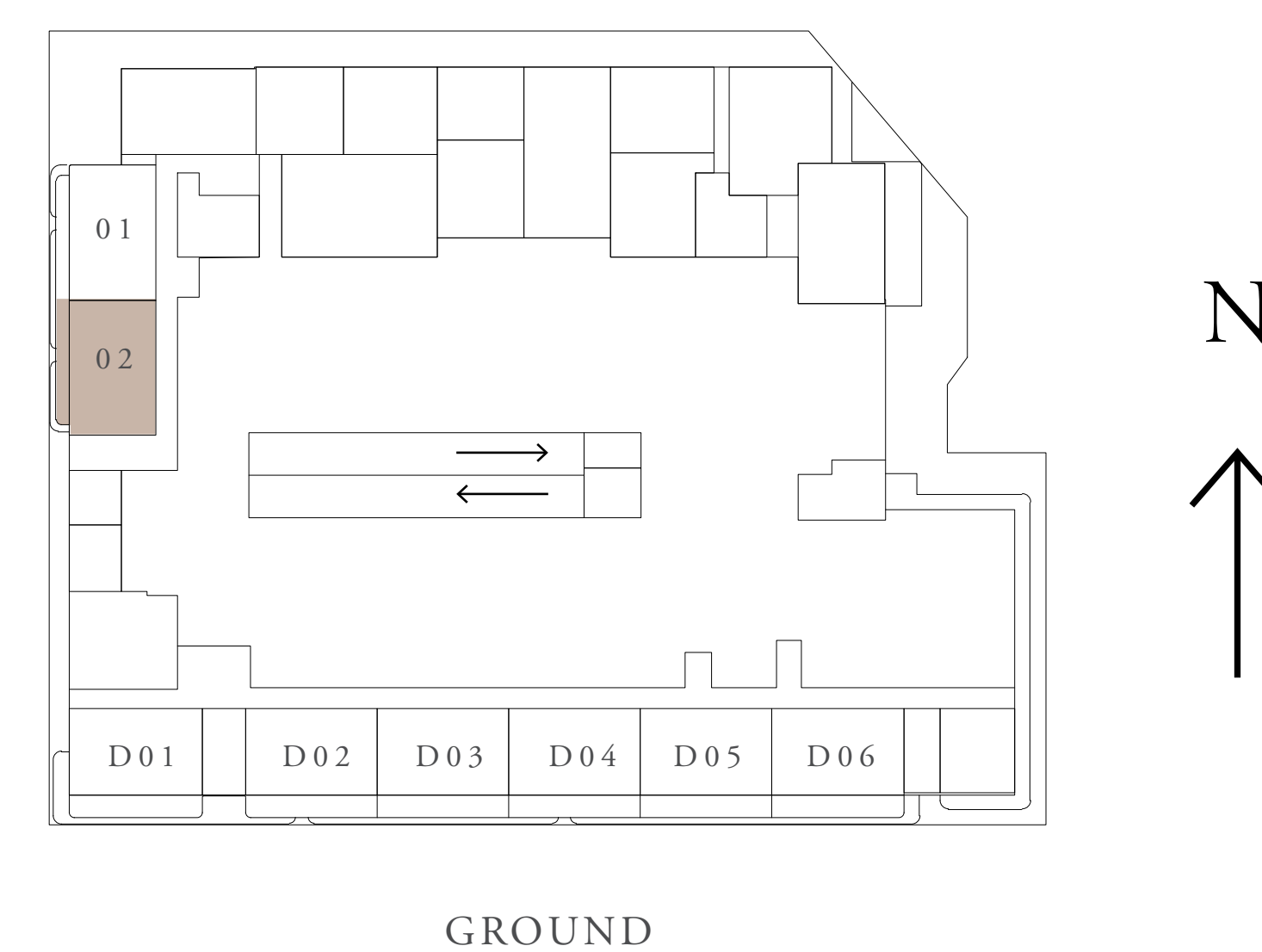
UNITS		
G 02		
SUITE AREA	102.89 SQ.M.	1107.50 SQ.FT.
BALCONY AREA	23.94 SQ.M.	257.69 SQ.FT.
TOTAL AREA	126.83 SQ.M.	1365.19 SQ.FT.



KEY SECTION



KEY PLAN



FLOOR PLAN 1. All dimensions are in imperial and metric, and measured from finish to finish excluding construction tolerances. 2. All materials, dimensions, and drawings are approximate only. 3. Information is subject to change without notice, at developer's absolute discretion. 4. Actual area may vary from the stated area. 5. Drawings not to scale. 6. All images used are for illustrative purposes only and do not represent the actual size, features, specifications, fittings, and furnishings. 7. The developer reserves the right to make revisions / alterations, at it's absolute discretion, without any liability whatsoever.

Bayline

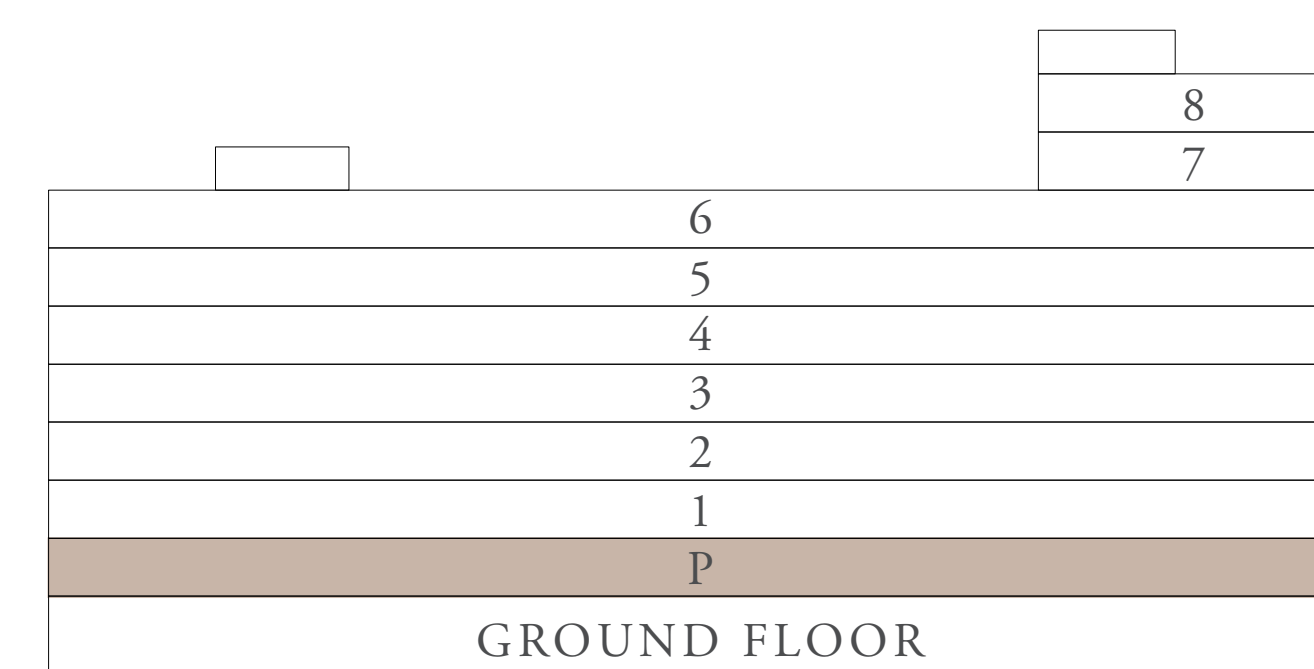
RASHID YACHTS & MARINA

2 BEDROOM-H

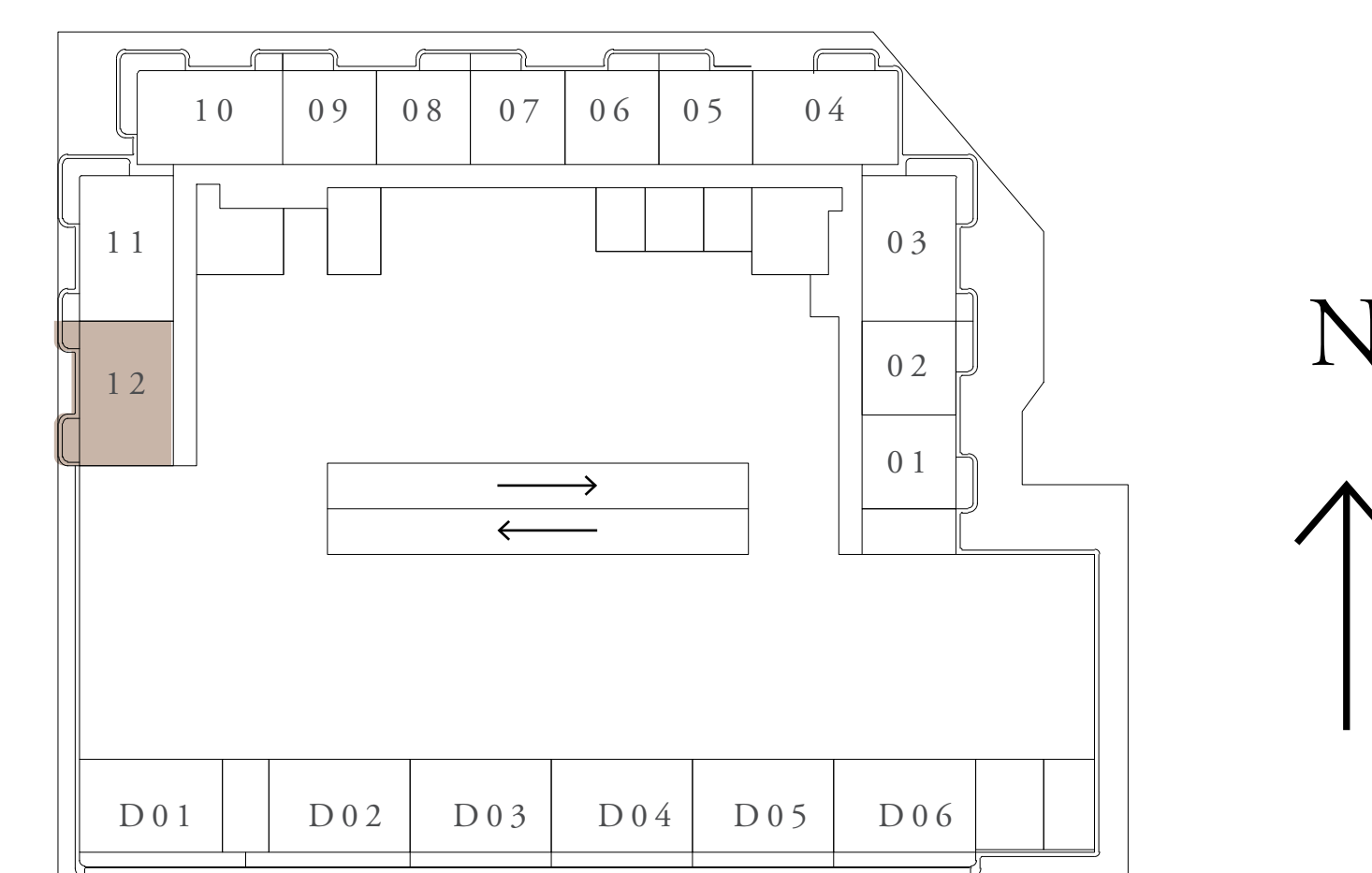
UNITS		
P 12		
SUITE AREA	104.29 SQ.M.	1122.57 SQ.FT.
BALCONY AREA	10.30 SQ.M.	110.87 SQ.FT.
TOTAL AREA	114.59 SQ.M.	1233.44 SQ.FT.



KEY SECTION



KEY PLAN



PODIUM

FLOOR PLAN 1. All dimensions are in imperial and metric, and measured from finish to finish excluding construction tolerances. 2. All materials, dimensions, and drawings are approximate only. 3. Information is subject to change without notice, at developer's absolute discretion. 4. Actual area may vary from the stated area. 5. Drawings not to scale. 6. All images used are for illustrative purposes only and do not represent the actual size, features, specifications, fittings, and furnishings. 7. The developer reserves the right to make revisions / alterations, at it's absolute discretion, without any liability whatsoever.

Bayline

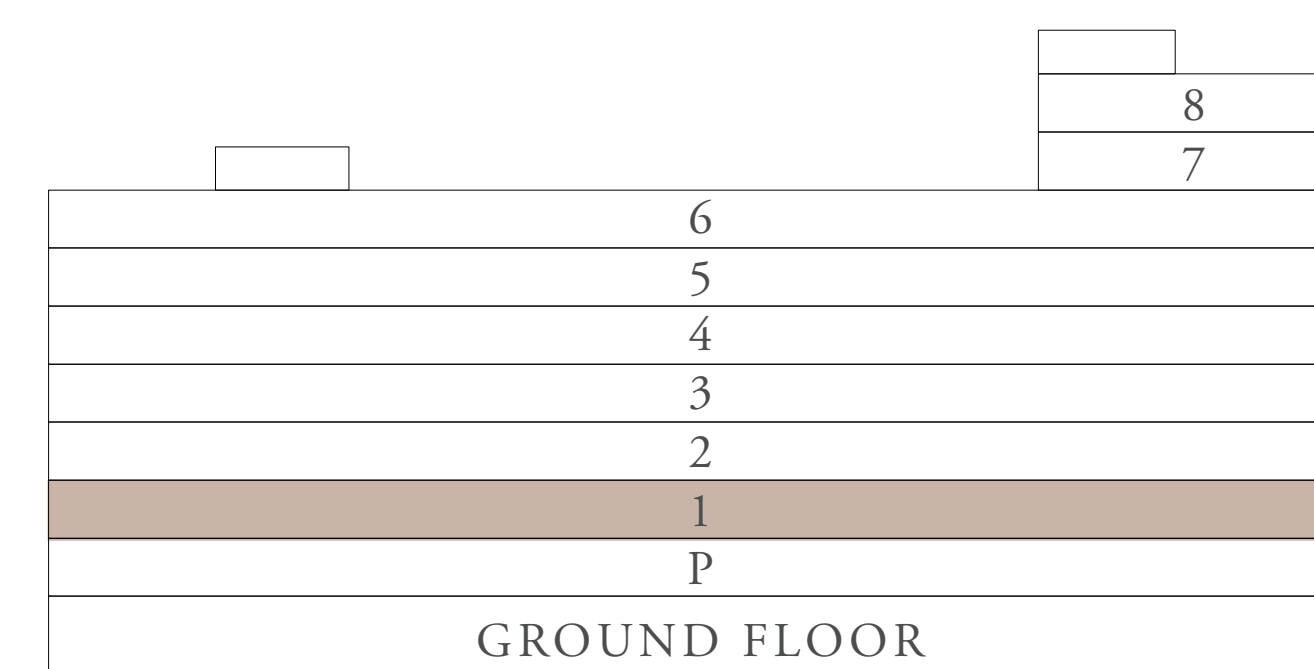
RASHID YACHTS & MARINA

2 BEDROOM-I

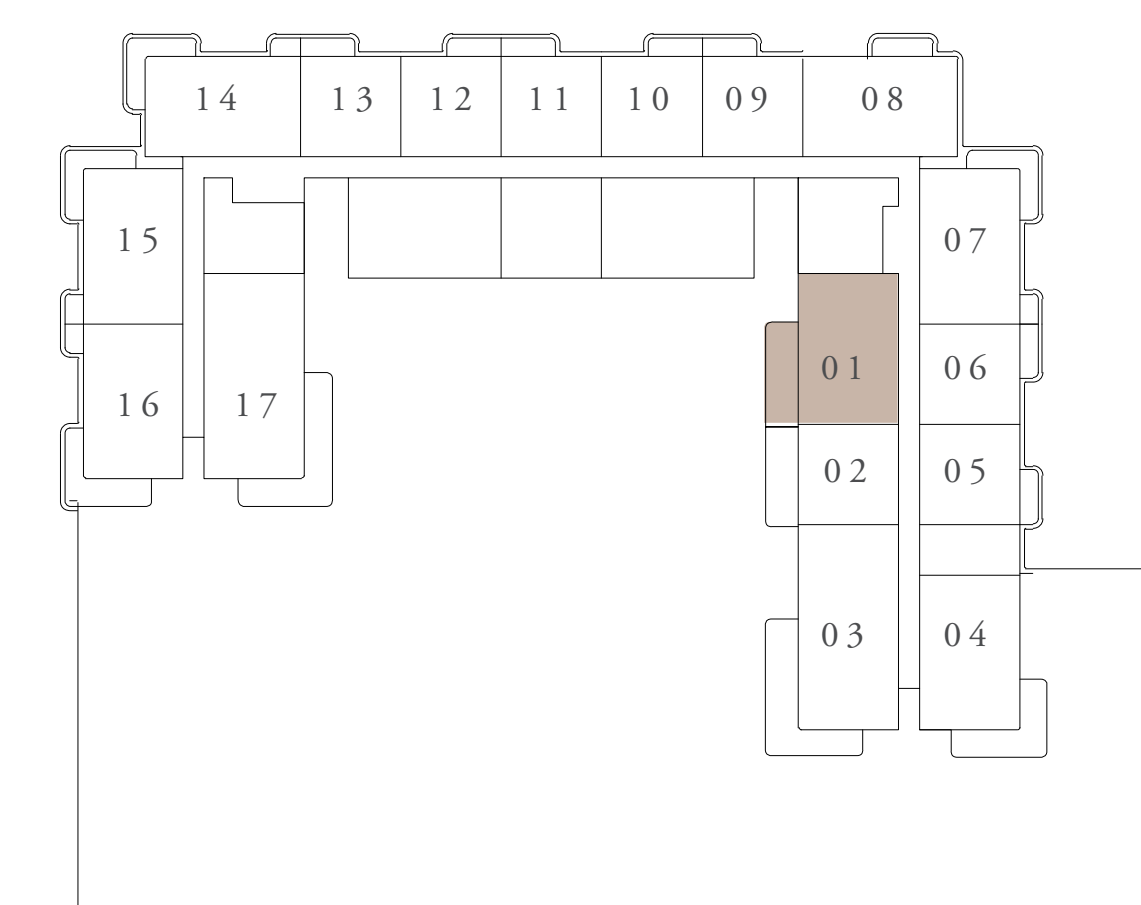
	UNITS	
	101	
SUITE AREA	102.50 SQ.M.	1103.30 SQ.FT.
BALCONY AREA	21.10 SQ.M.	227.12 SQ.FT.
TOTAL AREA	123.60 SQ.M.	1330.42 SQ.FT.



KEY SECTION



KEY PLAN



LEVEL 1



FLOOR PLAN 1. All dimensions are in imperial and metric, and measured from finish to finish excluding construction tolerances. 2. All materials, dimensions, and drawings are approximate only. 3. Information is subject to change without notice, at developer's absolute discretion. 4. Actual area may vary from the stated area. 5. Drawings not to scale. 6. All images used are for illustrative purposes only and do not represent the actual size, features, specifications, fittings, and furnishings. 7. The developer reserves the right to make revisions / alterations, at its absolute discretion, without any liability whatsoever.

Bayline

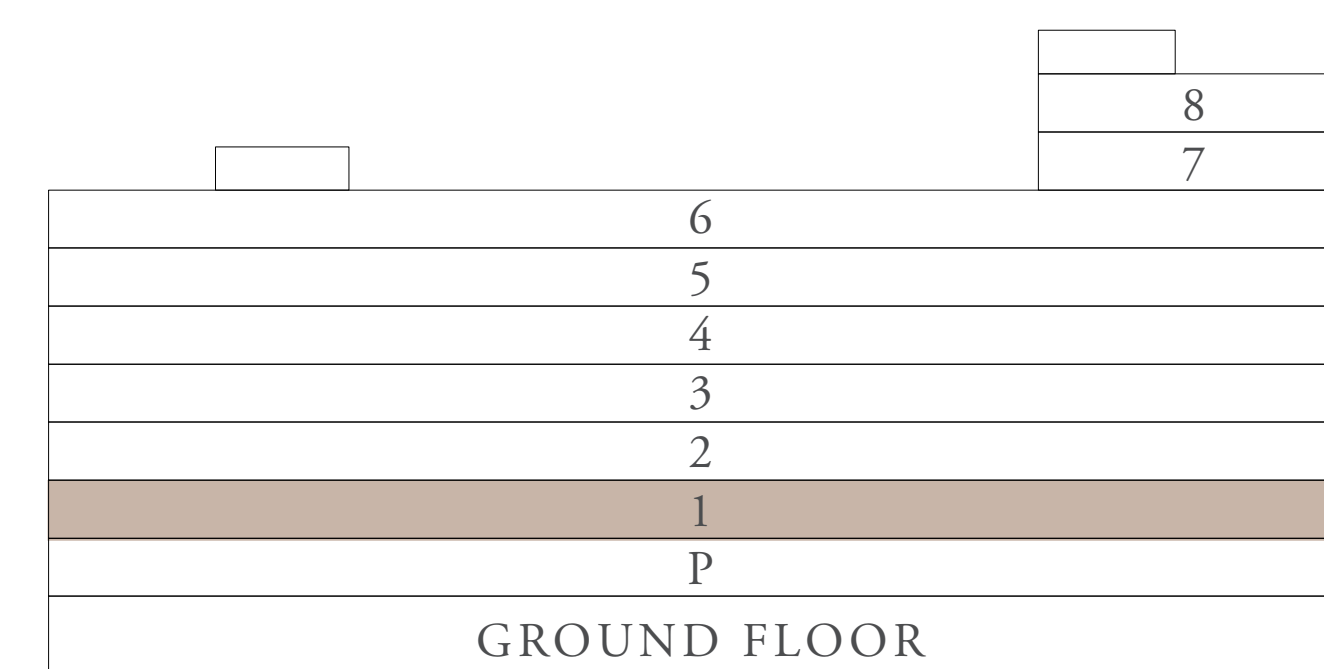
RASHID YACHTS & MARINA

2 BEDROOM-J

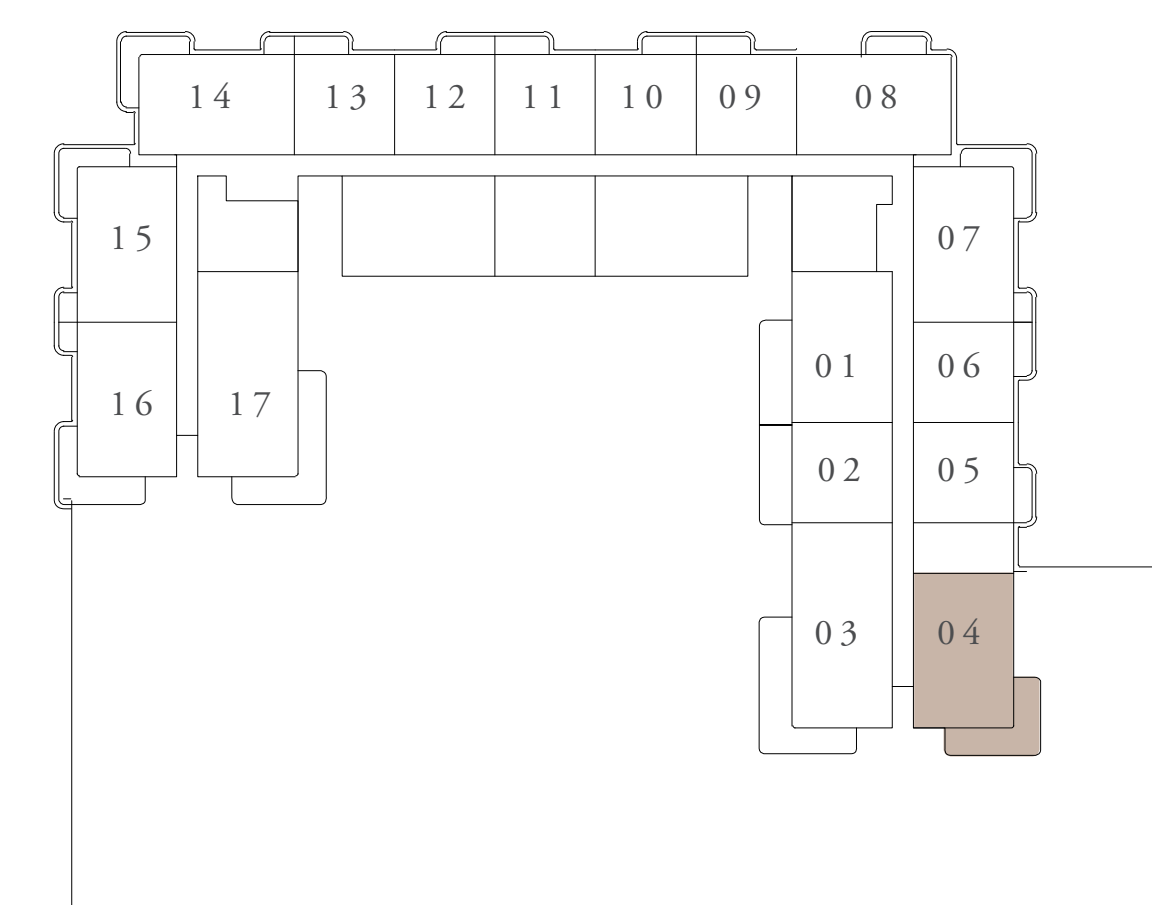
UNITS		
104		
SUITE AREA	104.73 SQ.M.	1127.30 SQ.FT.
BALCONY AREA	29.20 SQ.M.	314.31 SQ.FT.
TOTAL AREA	133.93 SQ.M.	1441.61 SQ.FT.



KEY SECTION



KEY PLAN



LEVEL 1



FLOOR PLAN 1. All dimensions are in imperial and metric, and measured from finish to finish excluding construction tolerances. 2. All materials, dimensions, and drawings are approximate only. 3. Information is subject to change without notice, at developer's absolute discretion. 4. Actual area may vary from the stated area. 5. Drawings not to scale. 6. All images used are for illustrative purposes only and do not represent the actual size, features, specifications, fittings, and furnishings. 7. The developer reserves the right to make revisions / alterations, at its absolute discretion, without any liability whatsoever.

Bayline

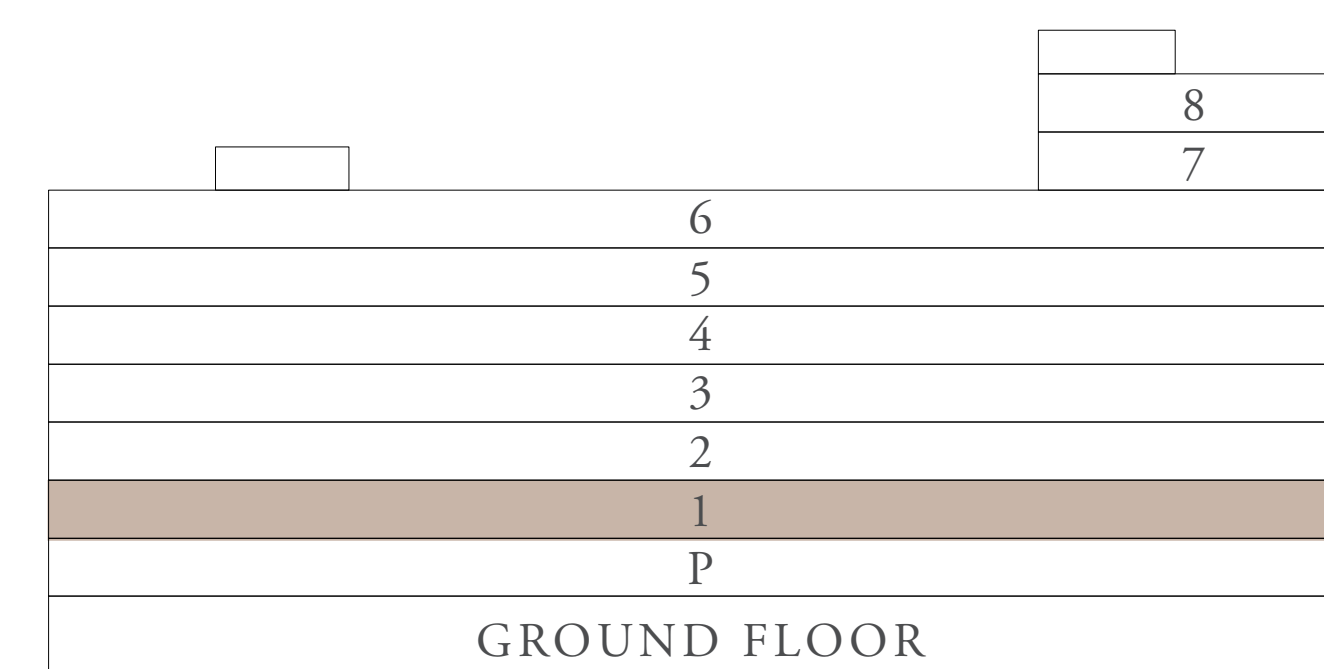
RASHID YACHTS & MARINA

2 BEDROOM-K

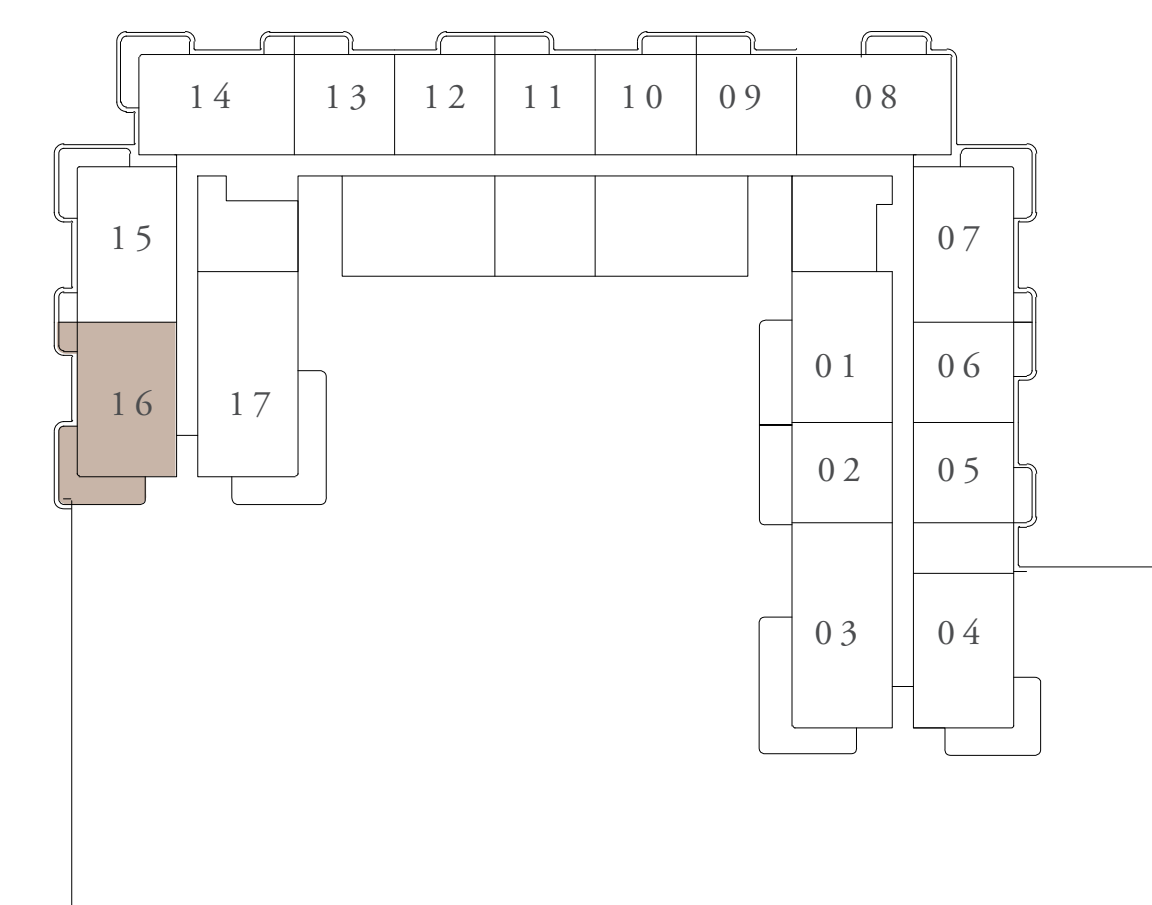
	UNITS	
	116	
SUITE AREA	105.06 SQ.M.	1130.86 SQ.FT.
BALCONY AREA	27.91 SQ.M.	300.42 SQ.FT.
TOTAL AREA	132.97 SQ.M.	1431.28 SQ.FT.



KEY SECTION



KEY PLAN



LEVEL 1

FLOOR PLAN 1. All dimensions are in imperial and metric, and measured from finish to finish excluding construction tolerances. 2. All materials, dimensions, and drawings are approximate only. 3. Information is subject to change without notice, at developer's absolute discretion. 4. Actual area may vary from the stated area. 5. Drawings not to scale. 6. All images used are for illustrative purposes only and do not represent the actual size, features, specifications, fittings, and furnishings. 7. The developer reserves the right to make revisions / alterations, at its absolute discretion, without any liability whatsoever.

Bayline

RASHID YACHTS & MARINA

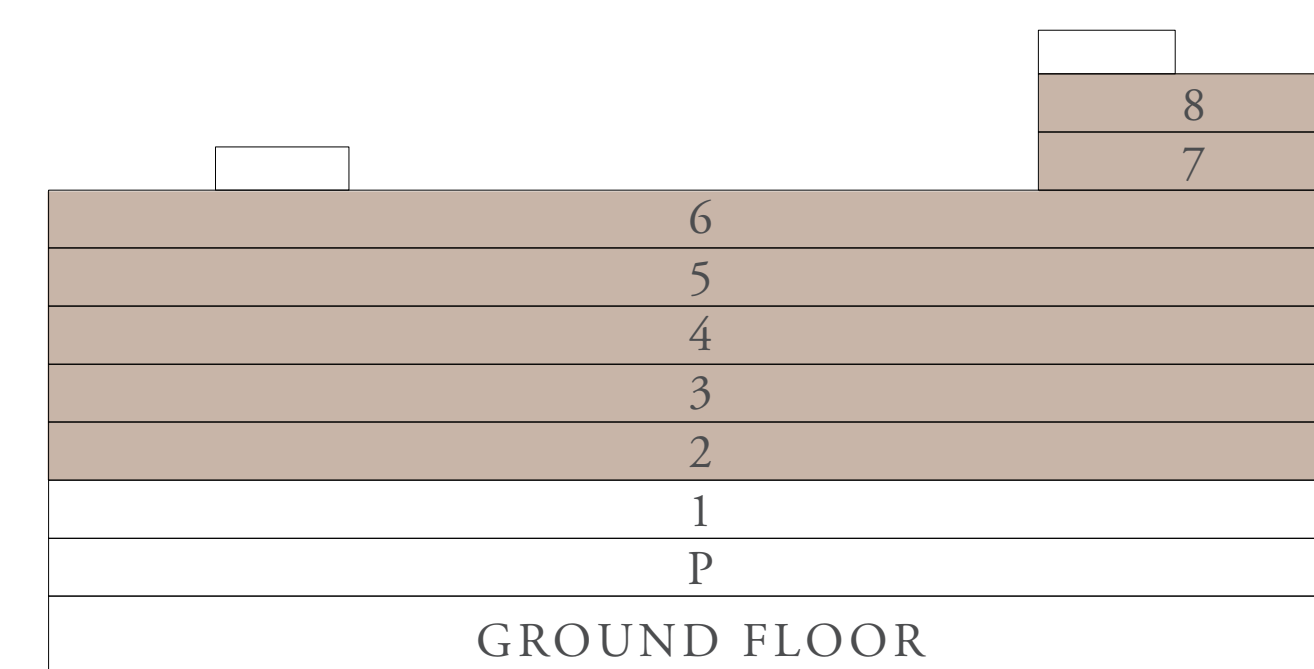
3 BEDROOM-A

	UNITS	
	203, 303, 403, 503, 603, 803	
SUITE AREA	138.94 SQ.M.	1495.54 SQ.FT.
BALCONY AREA	18.16 SQ.M.	195.47 SQ.FT.
TOTAL AREA	157.10 SQ.M.	1691.01 SQ.FT.

	UNITS	
	703	
SUITE AREA	138.93 SQ.M.	1495.43 SQ.FT.
BALCONY AREA	18.16 SQ.M.	195.47 SQ.FT.
TOTAL AREA	157.09 SQ.M.	1690.90 SQ.FT.



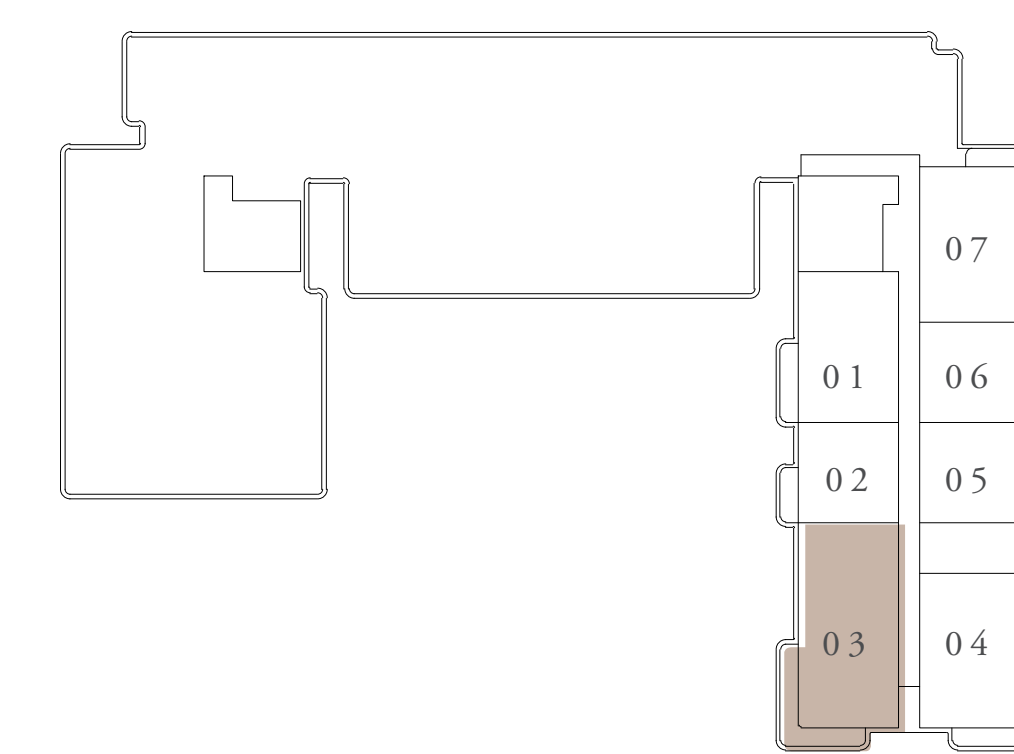
KEY SECTION



KEY PLAN



LEVEL 2ND TO 6TH



LEVEL 7TH TO 8TH



FLOOR PLAN 1. All dimensions are in imperial and metric, and measured from finish to finish excluding construction tolerances. 2. All materials, dimensions, and drawings are approximate only. 3. Information is subject to change without notice, at developer's absolute discretion. 4. Actual area may vary from the stated area. 5. Drawings not to scale. 6. All images used are for illustrative purposes only and do not represent the actual size, features, specifications, fittings, and furnishings. 7. The developer reserves the right to make revisions / alterations, at its absolute discretion, without any liability whatsoever.

Bayline

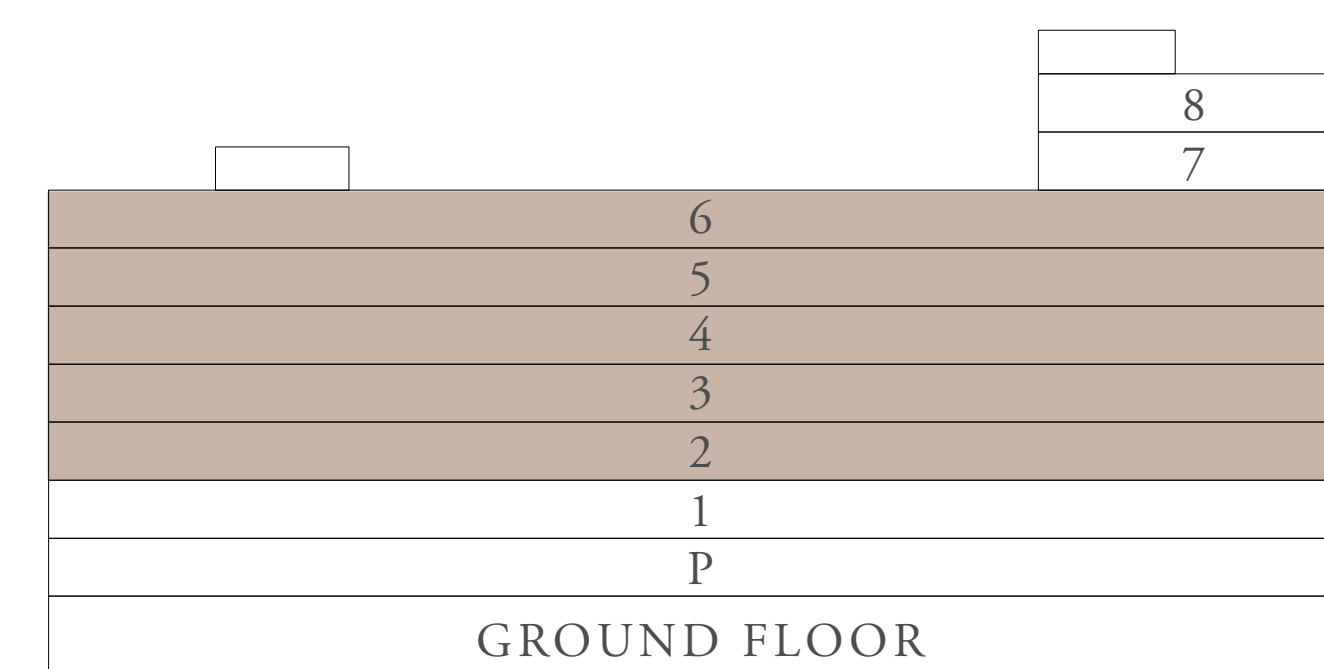
RASHID YACHTS & MARINA

3 BEDROOM-B

	UNITS				
	217,	317,	417,	517,	617
SUITE AREA	140.16 SQ.M.	1508.67 SQ.FT.			
BALCONY AREA	18.43 SQ.M.	198.38 SQ.FT.			
TOTAL AREA	158.59 SQ.M.	1707.05 SQ.FT.			



KEY SECTION



KEY PLAN



LEVEL 2ND TO 6TH

FLOOR PLAN 1. All dimensions are in imperial and metric, and measured from finish to finish excluding construction tolerances. 2. All materials, dimensions, and drawings are approximate only. 3. Information is subject to change without notice, at developer's absolute discretion. 4. Actual area may vary from the stated area. 5. Drawings not to scale. 6. All images used are for illustrative purposes only and do not represent the actual size, features, specifications, fittings, and furnishings. 7. The developer reserves the right to make revisions / alterations, at its absolute discretion, without any liability whatsoever.

Bayline

RASHID YACHTS & MARINA

3 BEDROOM-C

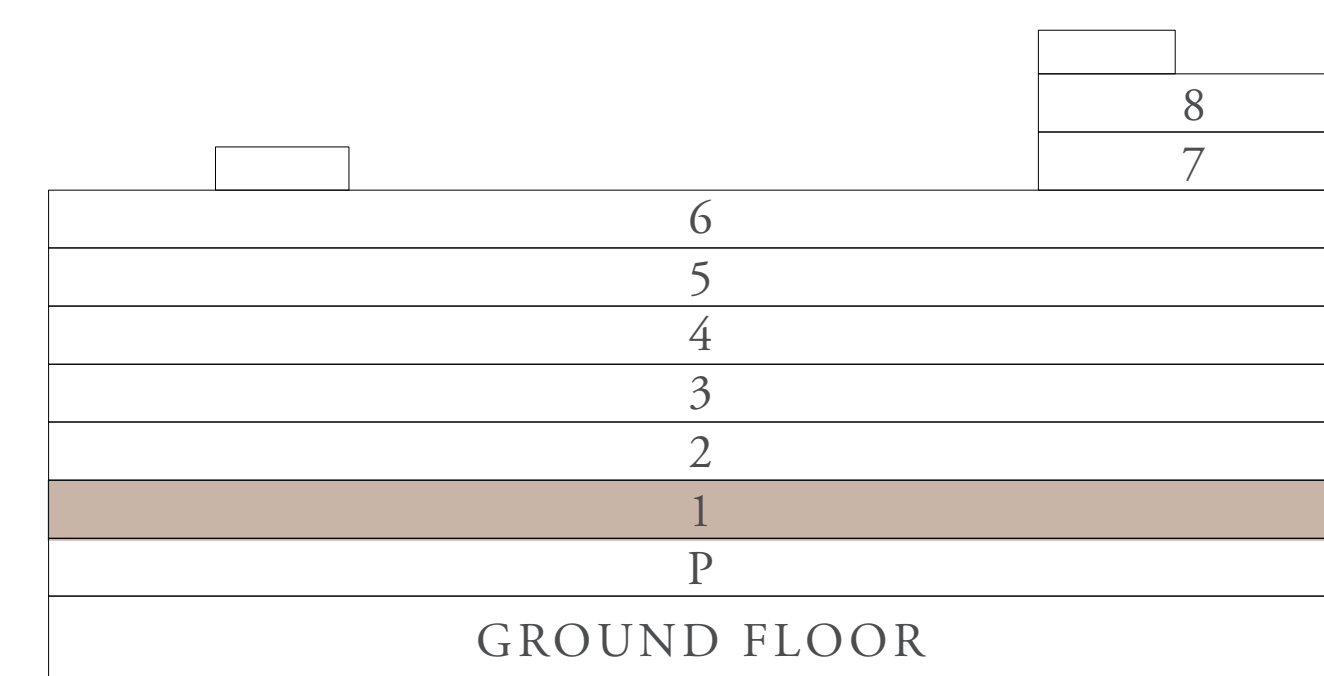
UNITS

103

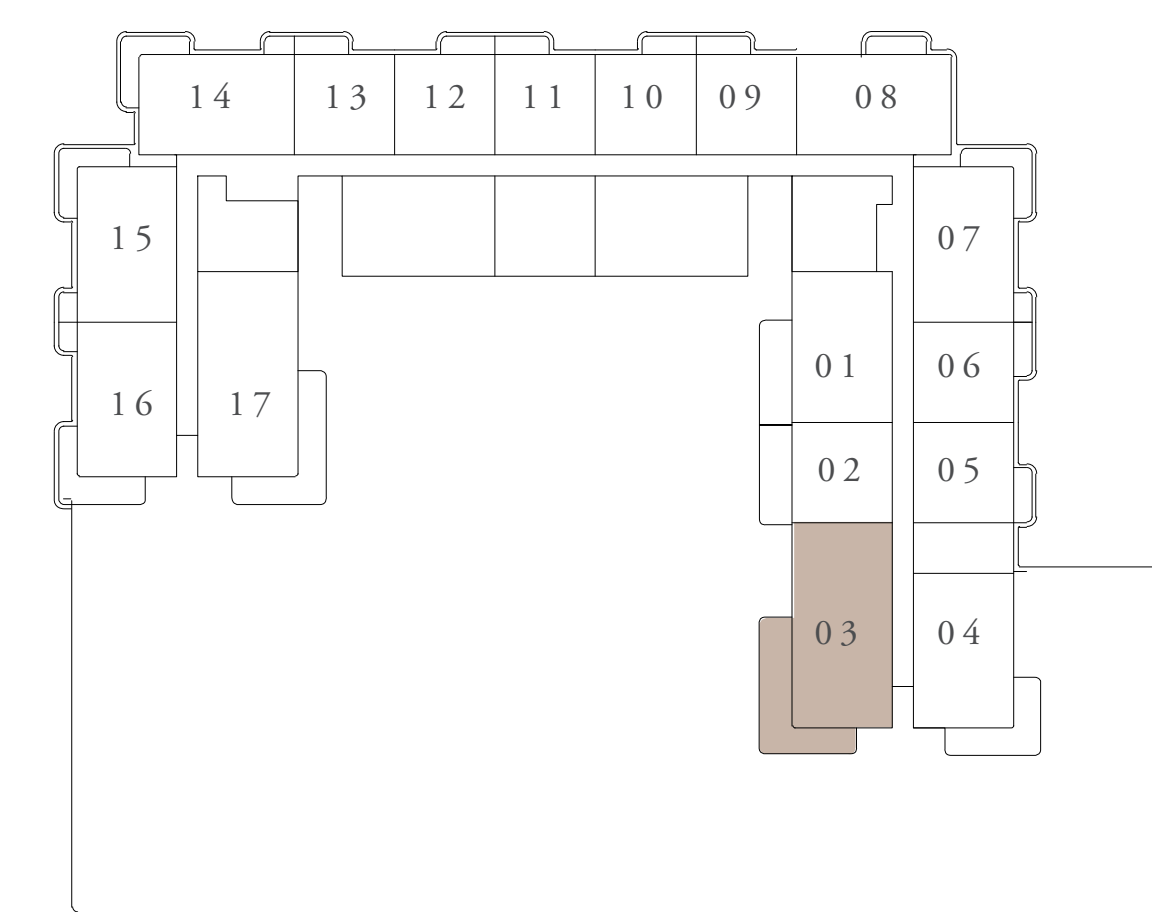
SUITE AREA	138.94 SQ.M.	1495.54 SQ.FT.
BALCONY AREA	40.66 SQ.M.	437.66 SQ.FT.
TOTAL AREA	179.60 SQ.M.	1933.20 SQ.FT.



KEY SECTION



KEY PLAN



LEVEL 1

FLOOR PLAN 1. All dimensions are in imperial and metric, and measured from finish to finish excluding construction tolerances. 2. All materials, dimensions, and drawings are approximate only. 3. Information is subject to change without notice, at developer's absolute discretion. 4. Actual area may vary from the stated area. 5. Drawings not to scale. 6. All images used are for illustrative purposes only and do not represent the actual size, features, specifications, fittings, and furnishings. 7. The developer reserves the right to make revisions / alterations, at it's absolute discretion, without any liability whatsoever.

Bayline

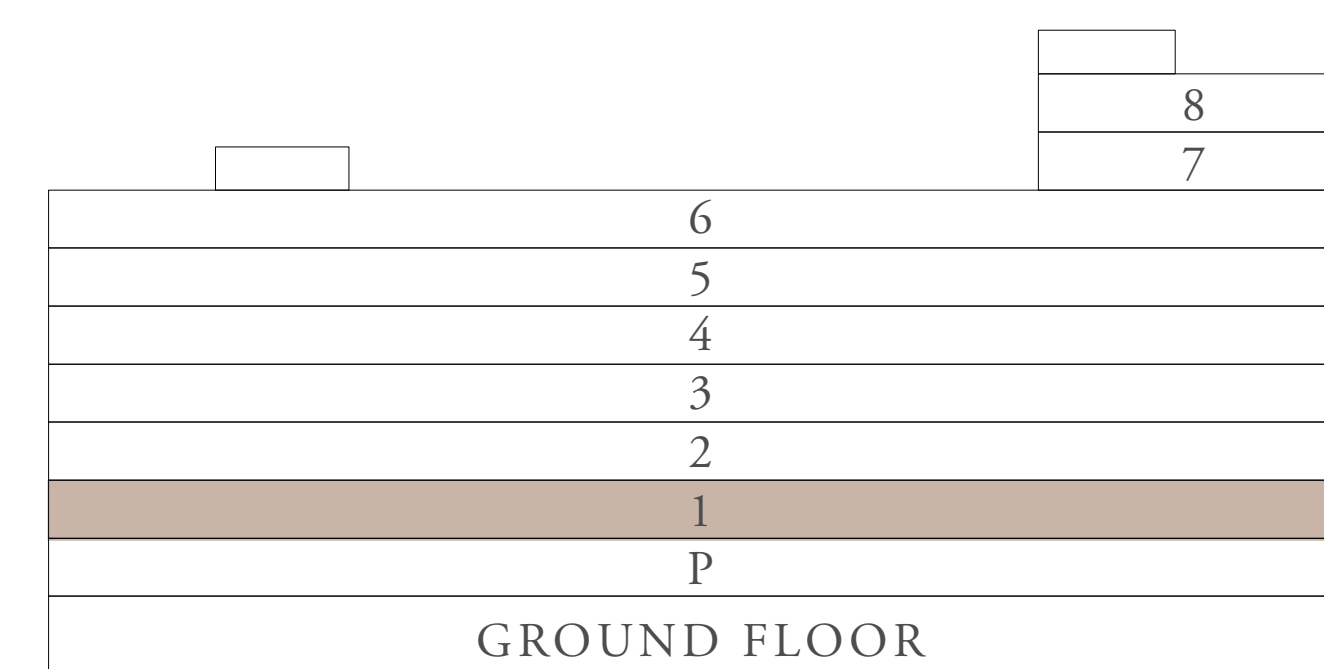
RASHID YACHTS & MARINA

3 BEDROOM-D

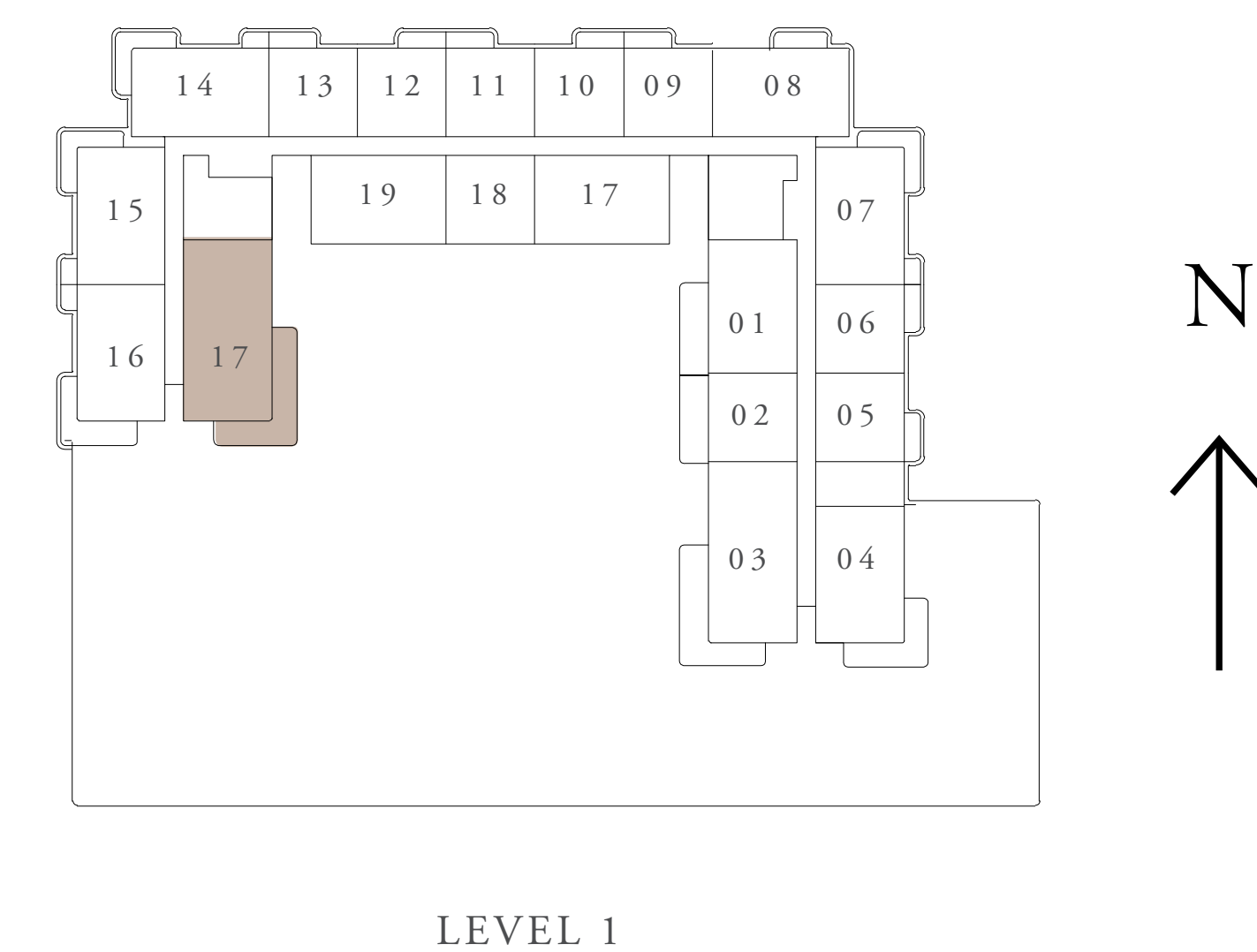
UNITS		
	117	
SUITE AREA	140.48 SQ.M.	1512.11 SQ.FT.
BALCONY AREA	40.66 SQ.M.	437.66 SQ.FT.
TOTAL AREA	181.14 SQ.M.	1949.77 SQ.FT.



KEY SECTION



KEY PLAN



FLOOR PLAN 1. All dimensions are in imperial and metric, and measured from finish to finish excluding construction tolerances. 2. All materials, dimensions, and drawings are approximate only. 3. Information is subject to change without notice, at developer's absolute discretion. 4. Actual area may vary from the stated area. 5. Drawings not to scale. 6. All images used are for illustrative purposes only and do not represent the actual size, features, specifications, fittings, and furnishings. 7. The developer reserves the right to make revisions / alterations, at it's absolute discretion, without any liability whatsoever.

Bayline

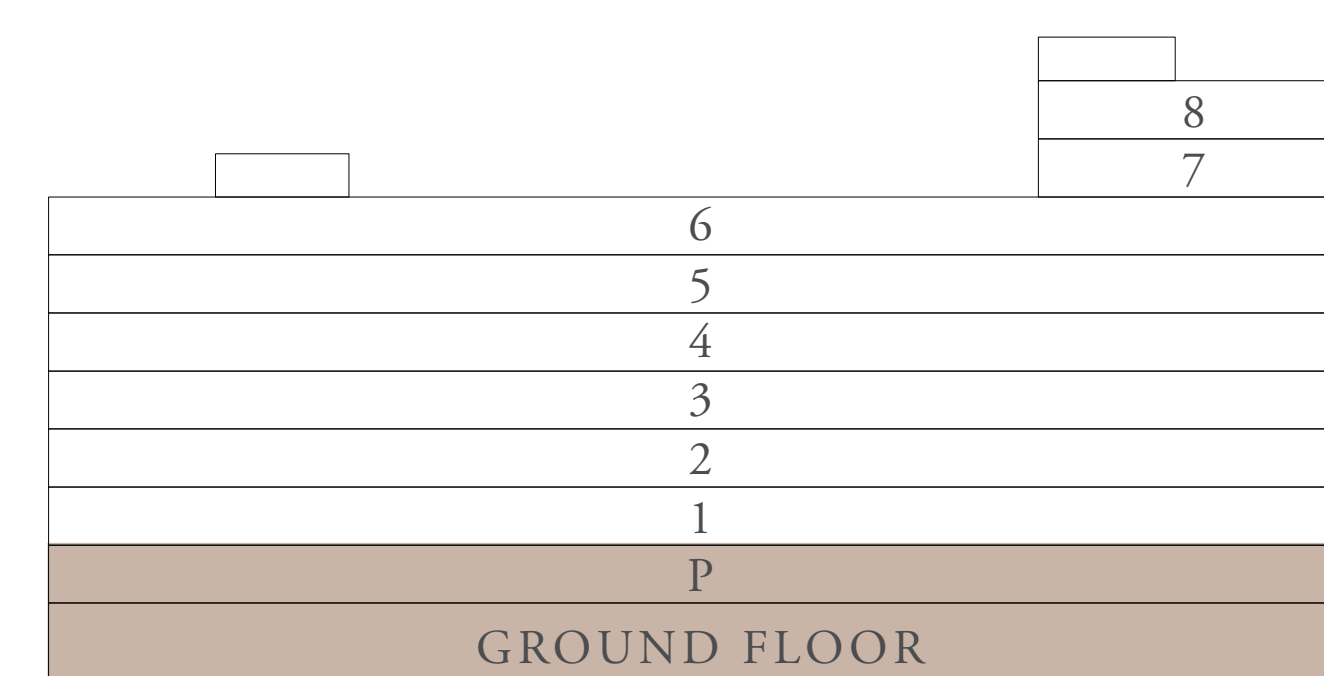
RASHID YACHTS & MARINA

DUPLEX TYPE 1

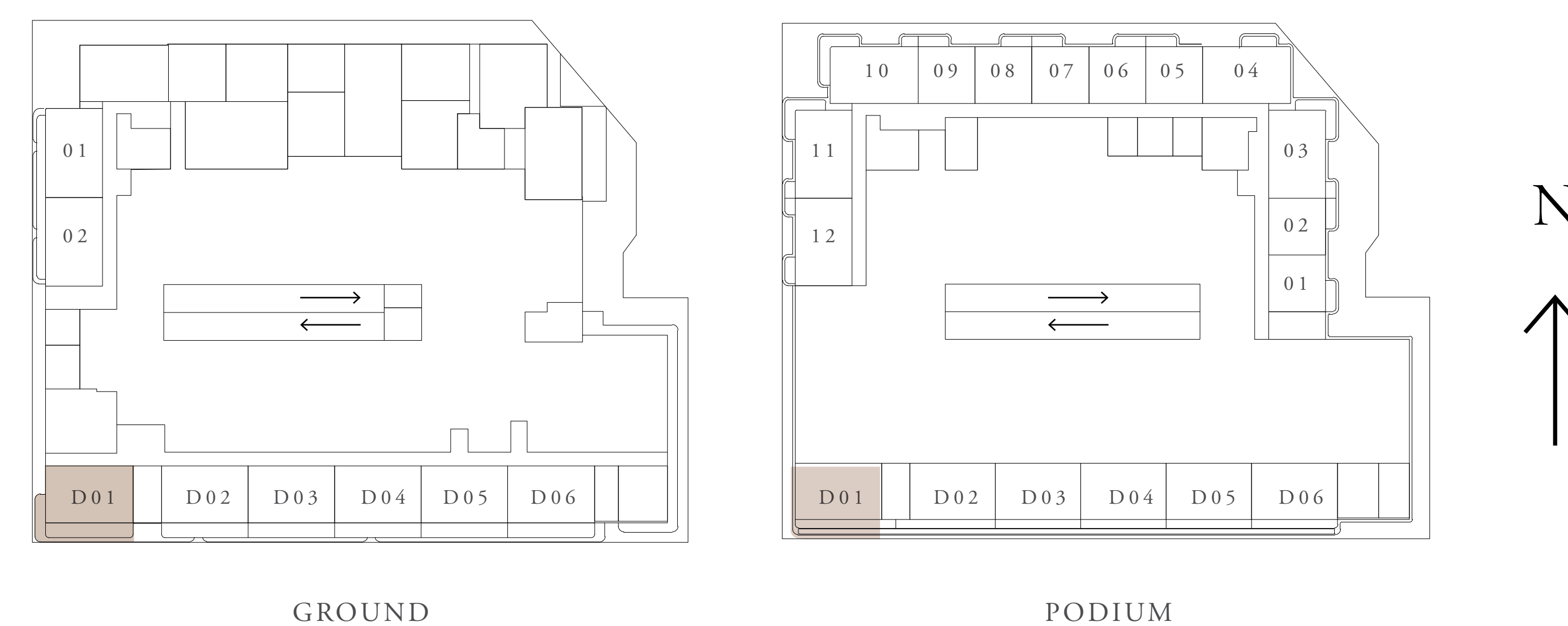
UNITS		
GD01		
SUITE AREA	204.99 SQ.M.	2206.49 SQ.FT.
BALCONY AREA	52.69 SQ.M.	567.15 SQ.FT.
TOTAL AREA	257.68 SQ.M.	2773.64 SQ.FT.



KEY SECTION



KEY PLAN



FLOOR PLAN 1. All dimensions are in imperial and metric, and measured from finish to finish excluding construction tolerances. 2. All materials, dimensions, and drawings are approximate only. 3. Information is subject to change without notice, at developer's absolute discretion. 4. Actual area may vary from the stated area. 5. Drawings not to scale. 6. All images used are for illustrative purposes only and do not represent the actual size, features, specifications, fittings, and furnishings. 7. The developer reserves the right to make revisions / alterations, at it's absolute discretion, without any liability whatsoever.

Bayline

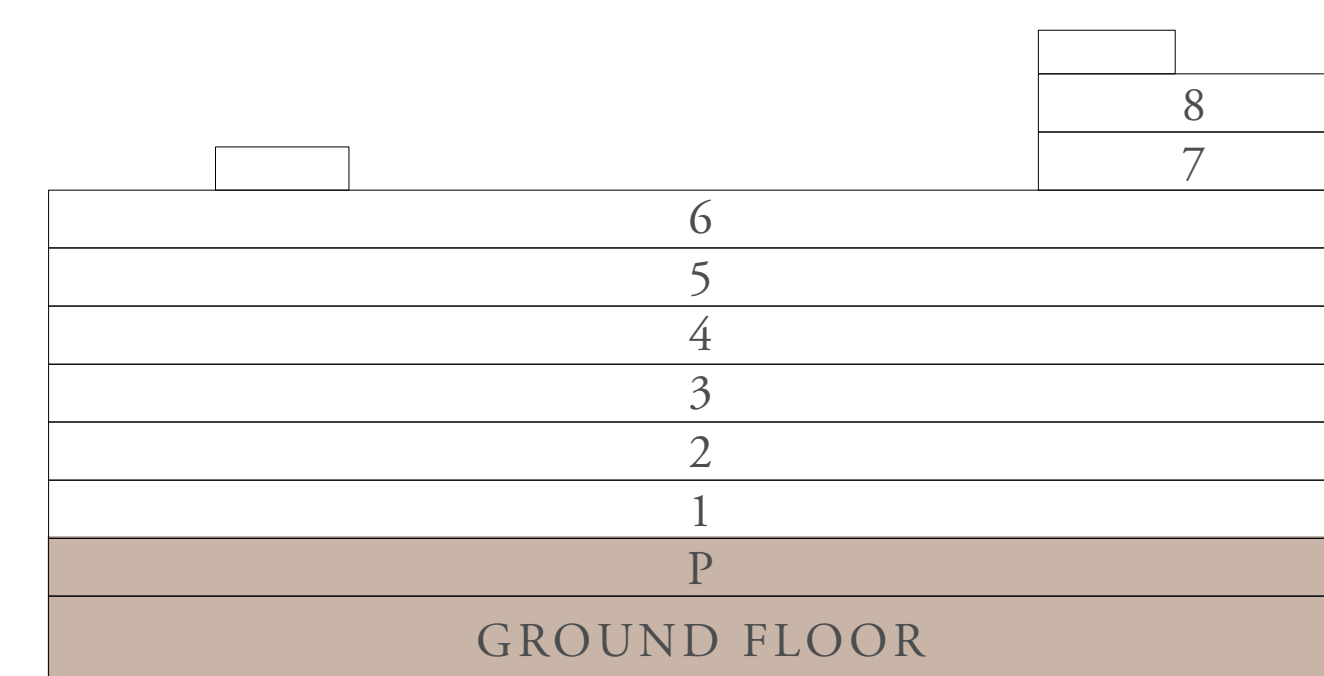
RASHID YACHTS & MARINA

DUPLEX TYPE 2

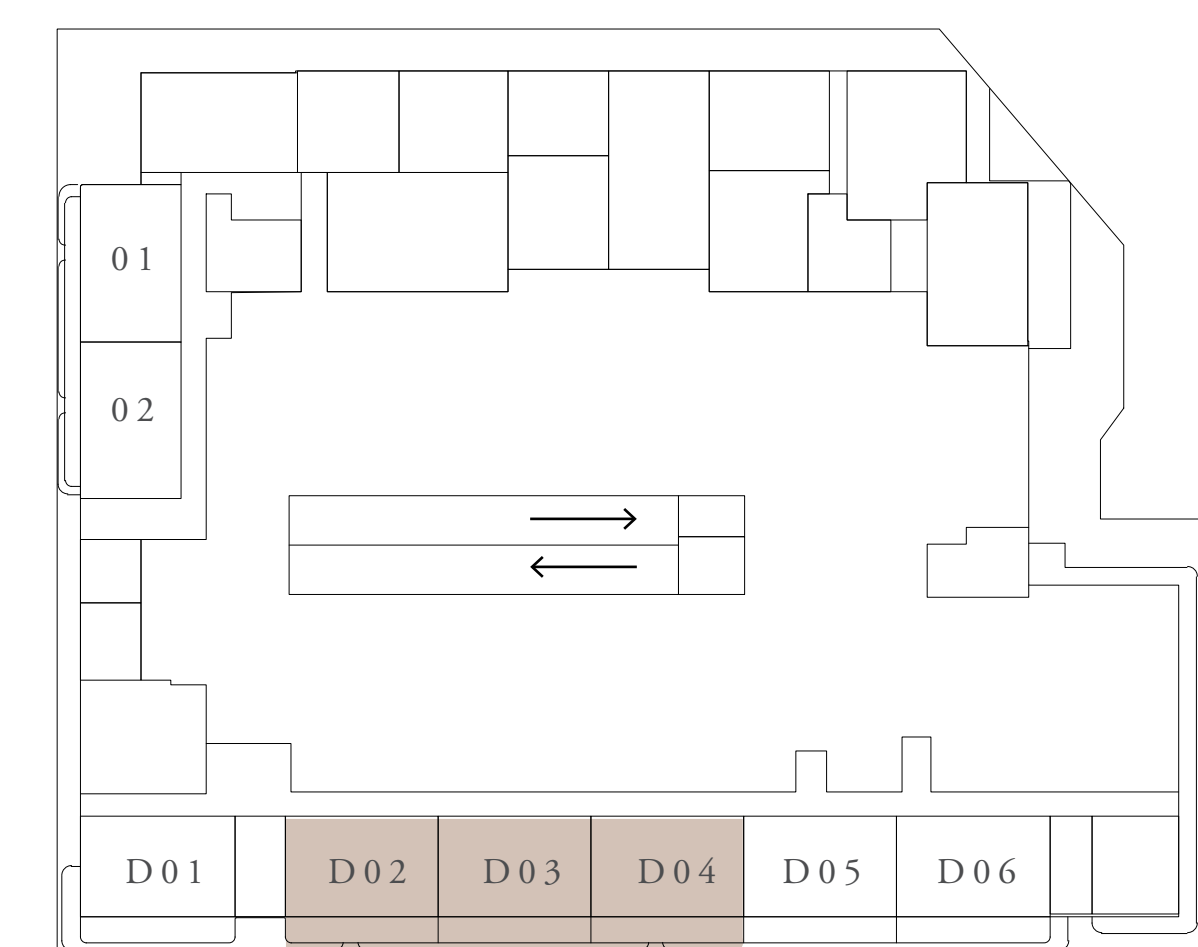
UNITS		
GD02		
SUITE AREA	205.20 SQ.M.	2208.75 SQ.FT.
BALCONY AREA	52.67 SQ.M.	566.94 SQ.FT.
TOTAL AREA	257.87 SQ.M.	2775.69 SQ.FT.
UNITS		
GD03, GD04		
SUITE AREA	203.64 SQ.M.	2191.96 SQ.FT.
BALCONY AREA	49.26 SQ.M.	530.23 SQ.FT.
TOTAL AREA	252.90 SQ.M.	2722.19 SQ.FT.



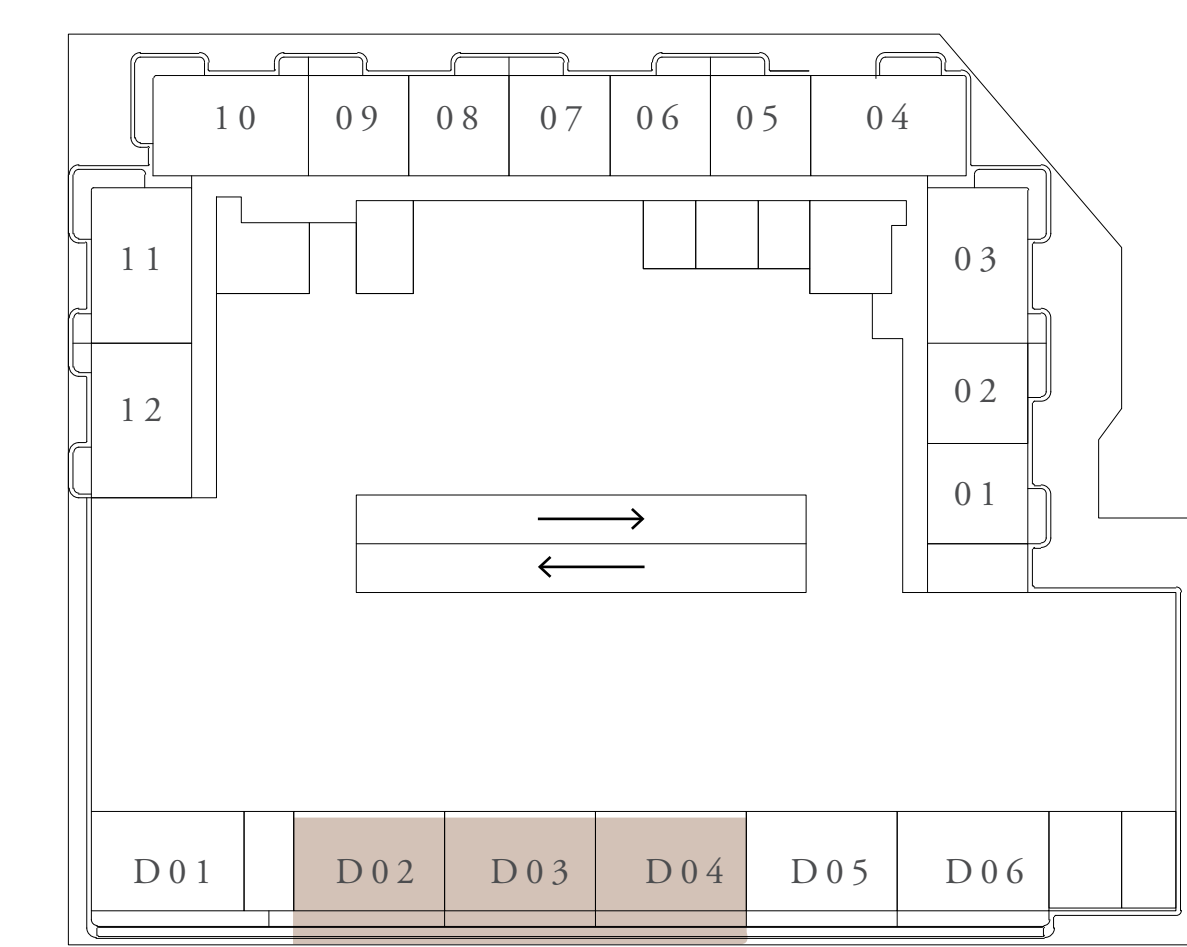
KEY SECTION



KEY PLAN



GROUND



PODIUM




FLOOR PLAN 1. All dimensions are in imperial and metric, and measured from finish to finish excluding construction tolerances. 2. All materials, dimensions, and drawings are approximate only. 3. Information is subject to change without notice, at developer's absolute discretion. 4. Actual area may vary from the stated area. 5. Drawings not to scale. 6. All images used are for illustrative purposes only and do not represent the actual size, features, specifications, fittings, and furnishings. 7. The developer reserves the right to make revisions / alterations, at its absolute discretion, without any liability whatsoever.

Bayline

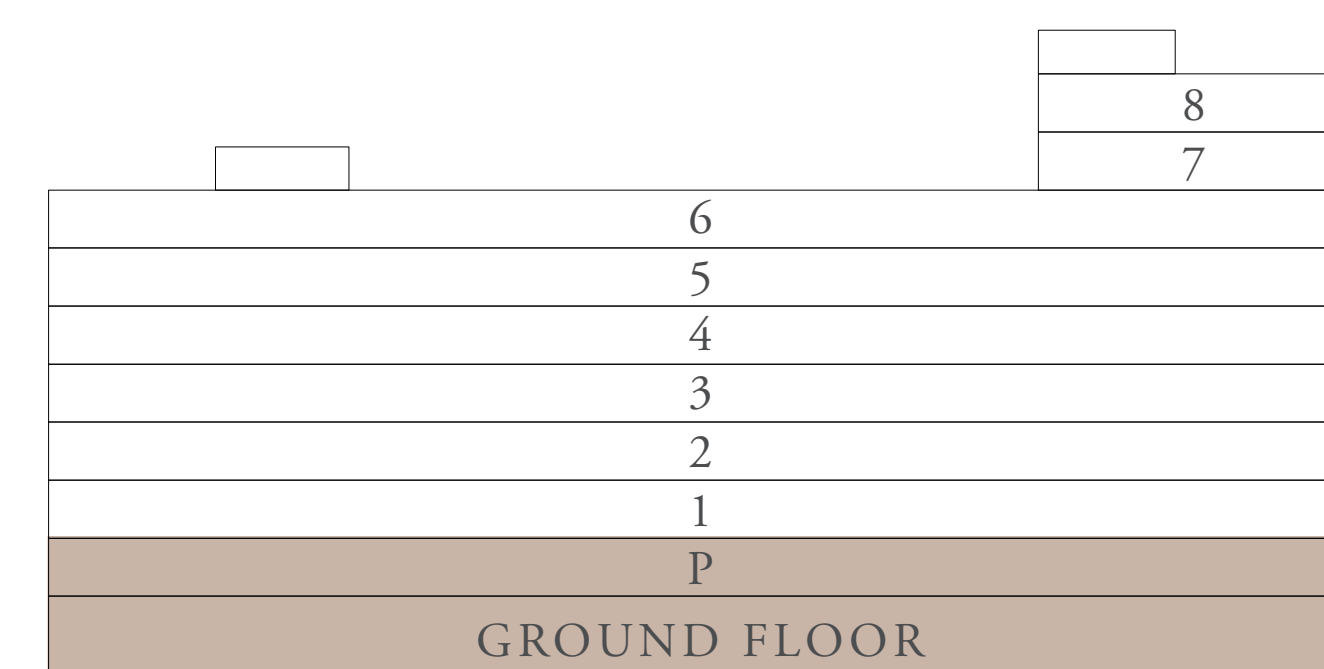
RASHID YACHTS & MARINA

DUPLEX TYPE 2

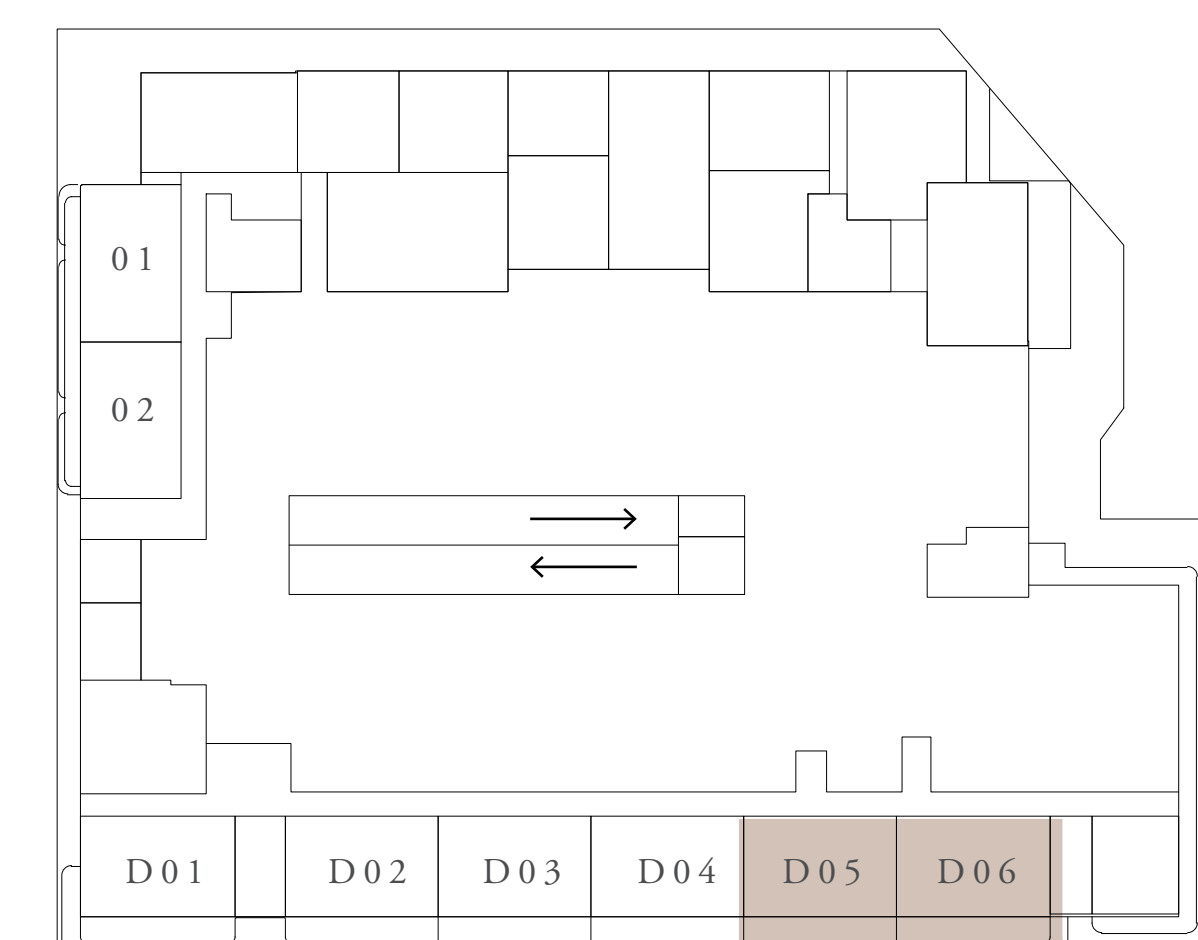
UNITS		
GD05		
SUITE AREA	203.62 SQ.M.	2191.75 SQ.FT.
BALCONY AREA	49.26 SQ.M.	530.23 SQ.FT.
TOTAL AREA	252.88 SQ.M.	2721.98 SQ.FT.
UNITS		
GD06		
SUITE AREA	203.62 SQ.M.	2191.75 SQ.FT.
BALCONY AREA	49.17 SQ.M.	529.26 SQ.FT.
TOTAL AREA	252.79 SQ.M.	2721.01 SQ.FT.



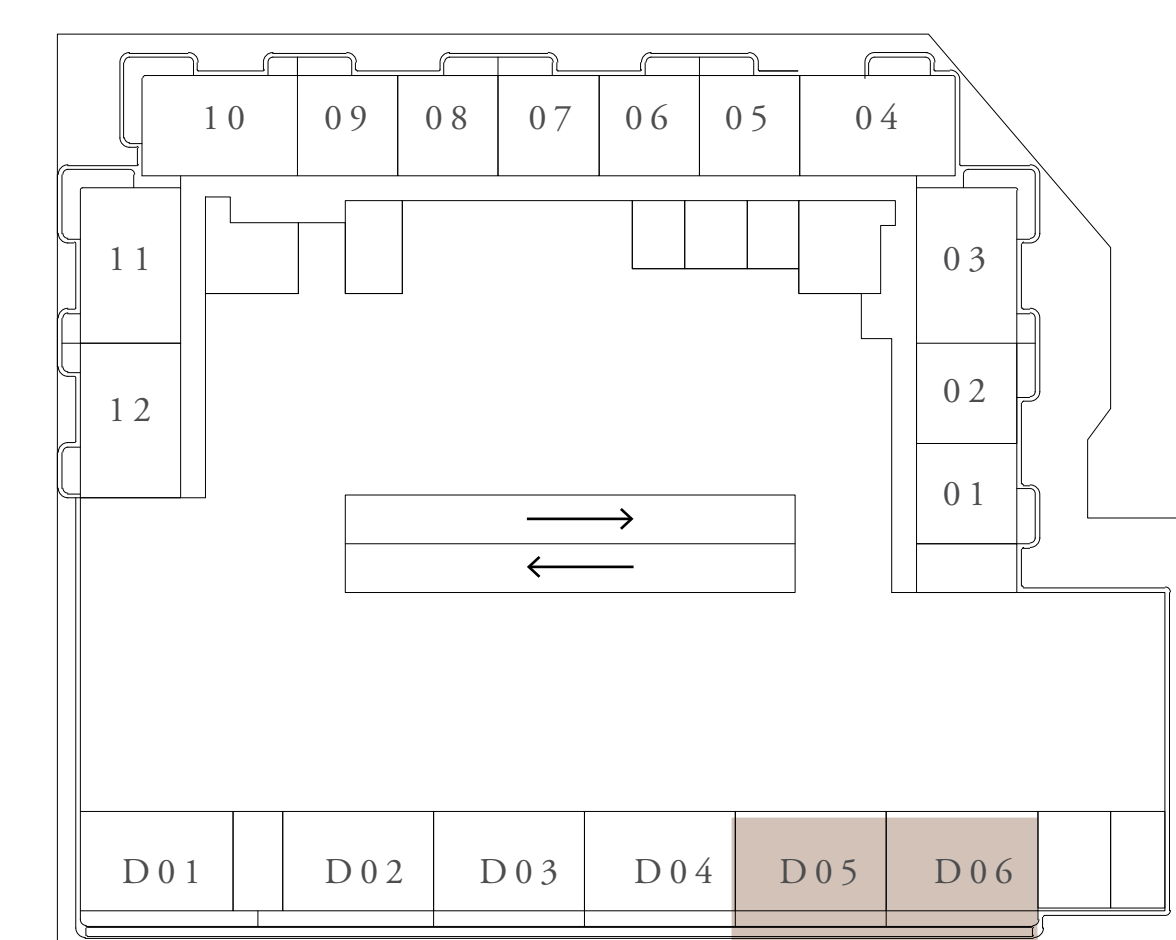
KEY SECTION



KEY PLAN



GROUND



PODIUM



FLOOR PLAN 1. All dimensions are in imperial and metric, and measured from finish to finish excluding construction tolerances. 2. All materials, dimensions, and drawings are approximate only. 3. Information is subject to change without notice, at developer's absolute discretion. 4. Actual area may vary from the stated area. 5. Drawings not to scale. 6. All images used are for illustrative purposes only and do not represent the actual size, features, specifications, fittings, and furnishings. 7. The developer reserves the right to make revisions / alterations, at its absolute discretion, without any liability whatsoever.